

CITY OF BELLEVILLE
2026 Capital Budget Summary
(In Thousands)

- Asset Maintenance & Replacement
 - New Asset Acquisition & Development

No.	PROJECT DESCRIPTION	Dept	AMP Risk Rating	2026 Budget	Proposed Financing											
					User Rate Reserve Funds			Taxation Reserve Funds		Development Charge Reserve Fund	Grants			Long Term Debt		
					Water	Wastewater	Parking	Amount	Fund		Other	Fund	Canada Comm. Building Fund	Provincial Gas Tax	Donations / Other	Taxation
COMBINED SERVICES																
1.001	South Foster Avenue - Dundas Street E to Keegan Parkway - Property / Utilities / Approvals	EDS	15	200.0							200.0	OCIF				
1.002	Coleman St Reconstruction - Harriett to Moira Street - Design - Scope Change	EDS	12	-	115.0	115.0	-	460.0	Casino - Infra Main		230.0	OCIF				
1.003	Ann Street and Forin Street Sewer Separation - Design	EDS	11	200.0	50.0	50.0		100.0	Asset Mgmt							
1.004	Isabel Street Reconstruction and Sewer Separation - Utilities / Approvals	EDS	11	350.0							350.0	OCIF				
1.005	Foster Avenue - Dundas Street East to Victoria Avenue - Scope Change	EDS	10	200.0	50.0	50.0		100.0	Asset Mgmt							
1.006	Bridge Street East - Farley Avenue to Haig Road - Phase 2 - Construction	EDS	9	5,000.0	1,250.0								3,750.0			
1.007	Sidney St / College St W Intersection Widening - Additional Property and Utilities	EDS	N/A	1,050.0	273.0	304.5		433.6	Asset Mgmt	38.9						
1.008	Tracey St/Fahey St Sanitary Sewer Oversizing - Detailed Design	EDS	7	1,100.0	275.0	192.4		550.0	Asset Mgmt	82.6						
1.009	Black Diamond Road Servicing - Additional Funding - Property and Approvals	EDS	N/A	250.0				250.0	Casino - Ec Dev							
1.010	Northeast Industrial Park Expansion - Site Clearing	EDS	N/A	565.0				565.0	Industrial							
TOTAL COMBINED SERVICES				\$ 8,915.0	\$ 2,013.0	\$ 711.9	\$ -	\$ 1,538.6		\$ 121.5	\$ 780.0		\$ 3,750.0	\$ -	\$ -	\$ -
TRANSPORTATION SERVICES																
Major Road Reconstruction																
1.011	Phillipston Road - Property / Utilities / Approvals	EDS	9	800.0							800.0	OCIF				
Surface Treatment / Road Resurfacing																
1.012	Shave & Pave Program	TOS	12	1,550.0							1,550.0	OCIF				
1.013	Road Resurfacing Program	TOS	7	2,200.0							2,200.0	OCIF				
1.014	Pavement Sealing Program	TOS	7	600.0				600.0	Casino - Infra Main							
Bridge / Culvert Rehabilitation																
1.015	Dundas Street Bridge (over Moira River) Rehabilitation - Utilities/ Approvals	EDS	15	750.0				200.0	Casino - Infra Main		550.0	ICIP - Transit				
1.016	Reid & Cannifton Rd Culvert Replacements - Design	EDS	12	200.0				200.0	Casino - Infra Main							
1.017	Blessington Road Culvert Replacement - Design	EDS	12	200.0				200.0	Casino - Infra Main							
Traffic / Streetlighting																
1.018	Intersection Improvements	TOS	16	150.0				150.0	Asset Mgmt							
Sidewalk Rehabilitation / Pedestrian Services																
1.019	Great St, James St Stair Replacement	TOS	15	150.0				100.0	Asset Mgmt					50.0		
1.020	Sidewalk Repair program	TOS	15	300.0				300.0	Casino - Infra Main							
Sidewalks / Active Transportation																
1.021	Multi-Use Trail - Hydro Corridor - Construction - Phase 1 - Additional Funding	EDS	N/A	100.0						26.7	73.3	ICIP - Transit				
1.022	North River Front Trail Extension (PRE-APPROVED DTOS-2025-02)	TOS	N/A	6,300.0				988.8	Asset Mgmt	1,531.2	3,780.0	Active Transportation Fund				
1.023	Deerfield Walkway to Cloverleaf Drive	EDS	N/A	200.0				200.0	Casino - Dev Infra							
TOTAL TRANSPORTATION SERVICES				\$ 13,500.0	\$ -	\$ -	\$ -	\$ 2,938.8		\$ 1,557.9	\$ 8,953.3		\$ -	\$ -	\$ 50.0	\$ -
FLEET & EQUIPMENT (excluding User Rate Funded)																
1.024	Various Departments - Tools & Equipment	Various	N/A	175.0				150.0	Asset Mgmt					25.0		

No.	PROJECT DESCRIPTION	Dept	AMP Risk Rating	2026 Budget	Proposed Financing												
					User Rate Reserve Funds			Taxation Reserve Funds		Development Charge Reserve Fund	Grants			Donations / Other	Long Term Debt		
					Water	Wastewater	Parking	Amount	Fund		Other	Fund	Canada Comm. Building Fund		Provincial Gas Tax	Taxation	User Rates
CITY FACILITIES & PARKS																	
Annual Programs																	
1.063	Energy Conservation Replacement Program	CSD	4	175.0				175.0	Asset Mgmt								
1.064	Security/Access Control/Camera Replacement and New Installations	CSD	3	500.0				500.0	Asset Mgmt								
1.065	HVAC Replacement Program	CSD	3	275.0				275.0	Asset Mgmt								
1.066	Window/Door Replacement Program - Water Treatment Plant	CSD	3	175.0	175.0												
General																	
1.067	City Hall Annual Asset Renewal	CSD	13	185.0				185.0	Asset Mgmt								
1.068	Renovate/ Retrofit 2nd Floor Office Space, City Hall - Additional Funding	EDS	4	220.0				220.0	Asset Mgmt								
Transportation Services																	
1.069	Transit Garage Roof Replacement	CSD	16	275.0									275.0				
Community Services																	
1.070	Victoria Park Dock C	CSD	12	250.0				250.0	Casino - Infra Main								
1.071	Quinte Sports and Wellness Center Annual Asset Renewal	CSD	6	1,415.0				650.0	Casino - Infra Main		765.0	OCIF					
Parks, Trails, Athletic Fields																	
1.072	Alemite and Churchill heights Playground replacement / consolidation	TOS	20	300.0				300.0	Casino - Infra Main								
1.073	Thurlow Ball Diamond #1 replacement	TOS	15	175.0				175.0	Asset Mgmt								
1.074	Thurlow Community Centre / Fire Hall #4 Electrical	CSD	6	125.0				125.0	Asset Mgmt								
1.075	Trail and Park Lighting replacements	TOS	6	100.0				100.0	Asset Mgmt								
1.076	Log Cabin Monument	TOS	2	20.0				20.0	Asset Mgmt								
Parks, Trails, Athletic Fields																	
1.077	Clarence Bird Park - Phase 2	TOS	N/A	800.0				800.0	Asset Mgmt								
1.078	Christmas Display	TOS	N/A	40.0										40.0			
TOTAL CITY FACILITIES & PARKS				\$ 5,030.0	\$ 175.0	\$ -	\$ -	\$ 3,775.0		\$ -	\$ 765.0		\$ -	\$ 275.0	\$ 40.0	\$ -	\$ -
INFORMATION TECHNOLOGY																	
1.079	Library IT Equipment	IT	22	44.0				44.0	Asset Mgmt								
1.080	Network & Server Asset Maintenance	IT	20	250.0				250.0	Casino - Infra Main								
1.081	End User Device Replacement	IT	20	141.0				141.0	Asset Mgmt								
1.082	City Hall Datacenter - Uninterrupted Power Supply	IT	18	120.0				120.0	Asset Mgmt								
1.083	Administrative Monetary Penalty System (AMPS) - Parking	IT	N/A	80.0			80.0										
1.084	Computer Authentication Controller	IT	N/A	20.0				20.0	Asset Mgmt								
1.085	Microsoft Teams Telephony SIP	IT	N/A	50.0				50.0	Asset Mgmt								
TOTAL INFORMATION TECHNOLOGY				\$ 705.0	\$ -	\$ -	\$ 80.0	\$ 625.0	\$ -	\$ -	\$ -	\$ -	\$ -	\$ -	\$ -	\$ -	
TOTAL COMMUNITY HEALTH, SAFETY & SECURITY				\$ -	\$ -	\$ -	\$ -	\$ -		\$ -	\$ -		\$ -	\$ -	\$ -	\$ -	
STORM WATER SERVICES																	
1.086	Dundas St W Stormwater Outlet	ES	6	110.0				110.0	Environmental								
TOTAL STORM WATER SERVICES				\$ 110.0	\$ -	\$ -	\$ -	\$ 110.0		\$ -	\$ -		\$ -	\$ -	\$ -	\$ -	

No.	PROJECT DESCRIPTION	Dept	AMP Risk Rating	2026 Budget	Proposed Financing											
					User Rate Reserve Funds			Taxation Reserve Funds		Development Charge Reserve Fund	Grants			Donations / Other	Long Term Debt	
					Water	Wastewater	Parking	Amount	Fund		Other	Fund	Canada Comm. Building Fund		Provincial Gas Tax	Taxation
LIBRARY																
1.087	Library Furniture & Equipment	LIB	N/A	25.0				15.0	Asset Mgmt		10.0	Library RF				
TOTAL LIBRARY				\$ 25.0	\$ -	\$ -	\$ -	\$ 15.0		\$ -	\$ 10.0		\$ -	\$ -	\$ -	\$ -
POLICE SERVICES																
1.088	2025 Police Capital Request - All other items	POL		332.8				332.8	Police							
	2025 Police Capital Request - Fleet Replacement (2)	POL		180.6				180.6	Casino - Veh							
1.089	2025 Police Capital Request	POL		681.5				681.5	Police							
TOTAL POLICE SERVICES				\$ 1,194.9	\$ -	\$ -	\$ -	\$ 1,194.9		\$ -	\$ -		\$ -	\$ -	\$ -	\$ -
TOTAL TAX SUPPORTED (Excluding Combined)				\$ 32,195.9	\$ 175.0	\$ -	\$ 80.0	\$ 14,385.9	\$ -	\$ 1,601.7	\$ 12,528.3	\$ -	\$ -	\$ 1,435.0	\$ 90.0	\$ 1,900.0
WATER SERVICES																
Watermain Rehabilitation																
1.090	Watermain Relining	ES	10	2,160.0	2,160.0											
Water Treatment Plant (WTP)																
1.091	High lift Pumps	ES	10	300.0	300.0											
1.092	Pump Control valves	ES	6	243.0	243.0											
1.093	SCADA Upgrades - Additional Funding	ES	4	2,780.0	2,363.8	416.2										
1.094	Mechanical Equipment	ES	3	195.0	195.0											
Pumping / Filling Stations																
1.095	North Park & WTP Reservoir Repairs - Additional funding	ES	12	1,590.0	1,590.0											
1.096	Pine St Reservoir and Pumping station	ES	6	700.0	700.0											
1.097	Water Tower Valves	ES	6	340.0	340.0											
Fleet & Equipment																
1.098	Unit#10-13 Pickup Truck replacement	ES	10	190.0	190.0											
1.099	Water Meters	ES	9	180.0	180.0											
1.100	Tools and Equipment	ES	N/A	25.0	25.0											
TOTAL WATER SERVICES				\$ 8,703.0	\$ 8,286.8	\$ 416.2	\$ -	\$ -		\$ -	\$ -		\$ -	\$ -	\$ -	\$ -
WASTEWATER SERVICES																
Pollution Control Plant																
1.101	OCWA - Annual Capital Maintenance	ES	13	1,605.0		1,605.0										
Collection System Rehabilitation																
1.102	Wastewater Main Relining	ES	12	2,160.0		2,160.0										
Pump Stations																
1.103	Forest Hill PS Replacement - Additional Funds / Potential Scope Change	EDS	19	800.0		800.0										
1.104	Symington PS - Replacement - Additional Funds	ES	6	840.0		840.0										
1.105	Cannifton SPS - Rehabilitation	ES	4	130.0		130.0										
Fleet & Equipment																
1.106	Unit #192-15 Van Replacement	ES	8	90.0		90.0										
1.107	Tools and Equipment	ES	N/A	25.0		25.0										

No.	PROJECT DESCRIPTION	Dept	AMP Risk Rating	2026 Budget	Proposed Financing												
					User Rate Reserve Funds			Taxation Reserve Funds		Development Charge Reserve Fund	Grants			Donations / Other	Long Term Debt		
					Water	Wastewater	Parking	Amount	Fund		Other	Fund	Canada Comm. Building Fund		Provincial Gas Tax	Taxation	User Rates
	TOTAL WASTEWATER SERVICES			\$ 5,650.0	\$ -	\$ 5,650.0	\$ -	\$ -		\$ -	\$ -		\$ -	\$ -	\$ -	\$ -	\$ -
	TOTAL OTHER ENVIRONMENTAL PROJECTS			\$ -	\$ -	\$ -	\$ -	\$ -		\$ -	\$ -		\$ -	\$ -	\$ -	\$ -	\$ -
	TOTAL PARKING SERVICES			\$ -	\$ -	\$ -	\$ -	\$ -		\$ -	\$ -		\$ -	\$ -	\$ -	\$ -	\$ -
	TOTAL USER RATE SUPPORTED PROJECTS			\$ 14,353.0	\$ 8,286.8	\$ 6,066.2	\$ -	\$ -		\$ -	\$ -		\$ -	\$ -	\$ -	\$ -	\$ -
	TOTAL CAPITAL PROJECTS			\$ 55,463.9	\$ 10,474.8	\$ 6,778.1	\$ 80.0	\$ 15,924.5		\$ 1,723.2	\$ 13,308.3		\$ 3,750.0	\$ 1,435.0	\$ 90.0	\$ 1,900.0	\$ -

Estimated Interest Rate	4.55%	4.55%
Estimated Annual Debt Costs	127.4	-
Estimated DC recovery	-	-
Tax / User recovered	127.4	-
Tax Impact	0.09%	-

2026 Capital Budget Projects by Type

92	Asset Maintenance & Replacement			44,106.4	9,926.8	6,281.2	-	11,308.4		-	9,455.0		3,750.0	1,435.0	50.0	1,900.0	-
15	New Asset Acquisition & Development			11,357.5	548.0	496.9	80.0	4,616.1		1,723.2	3,853.3		-	-	40.0	-	-
107				\$ 55,463.9	\$ 10,474.8	\$ 6,778.1	\$ 80.0	\$ 15,924.5		\$ 1,723.2	\$ 13,308.3		\$ 3,750.0	\$ 1,435.0	\$ 90.0	\$ 1,900.0	\$ -

2025 Capital Budget Projects by Type

65	Asset Maintenance & Replacement			42,460.9	7,615.0	7,676.0	-	15,398.7			7,271.2		4,500.0	-	-	-	-
25	New Asset Acquisition & Development			11,226.2	1,072.0	728.0	-	1,627.1		245.0	2,494.1		-	-	60.0	5,000.0	-
90				\$ 53,687.1	\$ 8,687.0	\$ 8,404.0	\$ -	\$ 17,025.8		\$ 245.0	\$ 9,765.3		\$ 4,500.0	\$ -	\$ 60.0	\$ 5,000.0	\$ -

Asset Management Risk Rating Scale

Likelihood of Failure	Consequence of Failure				
	1	2	3	4	5
5	5	10	15	20	25
4	4	8	12	16	20
3	3	6	9	12	15
2	2	4	6	8	10
1	1	2	3	4	5

Very High	20 – 25
High	11 - 19
Moderate	5 – 10
Low	3 – 4
Very Low	1 – 2

2026 CAPITAL BUDGET JUSTIFICATION

Department: (select) **Engineering & Development Services**
Division: (select) **Engineering**
Category: (select) **Asset Maintenance or Replacement**

Budget Amount: \$200,000.00
Budget Reference #: 1.001

Project Information

Project Name
 South Foster Avenue - Dundas Street E to Keegan Parkway -
 Property / Utilities / Approvals

Project Detail, Justification & Reference Map

This project is needed to provide a proper storm sewer outlet on South Foster Avenue and eliminate a potential washout risk at the CPR level crossing. Currently, during heavy rain events the undersized storm sewer surcharges (stormwater comes out of the system) at a manhole on the north side of the CPR tracks and then flows easterly in a shallow ditch adjacent to the rails to a culvert crossing under the tracks. There is a concern that high flows in the ditch (as a result of storm sewer surcharging) could impact the CPR tracks. The manhole has also been damaged by the force of the surcharging water and has been repaired several times.

Detail design is underway. Plans include reconstruction of the road with curb and gutters and new road surface; provisions for active transportation (as this route is identified as the location of a cycling link in the Transportation Master Plan); replacement of a shallow watermain with a break history installed in 1910, install new sanitary sewer near Dundas Street East to connection south of Canadian Pacific Railway, detail design for a storm water management pond, and improvements to the Canadian Pacific Railway level crossing.

Design efforts are advancing in accordance with revised timelines reflecting available resources and organizational priorities. This is a complex design that requires approvals from Canadian Pacific Railway, Ministry of Environment, Conservation and Parks, and Quinte Conservation since it is an outlet into the Bay of Quinte. Utility relocations are also required.

This issue sheet is a continuation of the current design work that is underway. This issue sheet is for additional budget based on current estimates for securing the above noted approvals, starting utility relocations, and minor property acquisition as may be identified as the design and utility relocation plans are finalized.

Estimated Project Timeline:

Tender Date: N/A
Start Date: Q1, 2026
Completion Date: Q1, 2028

Project Components & Funding

	Budget	Funding
Roads / Roadside	\$ 200,000.00	OCIF
Sanitary Sewer		
Storm Sewer		
Water		
Bridges		
Buildings		
Vehicles / Equipment		
Other		
	\$ 200,000.00	

Supporting Information

Asset Management Plan
AMP Risk Assessment: 15

	metric	impact
Level of Service metric impact(s)	Stormwater	Improve flood/ storm resilience

Additional information / explanation:
 Risk assessment is age-based only and does not include condition, capacity, and flooding risk. AMP risk is likely understated.

Project Priority

Capital Project Prioritization Ranking: 78
 (projects ranked based on City's Budget and Financial Control Policy - Appendix A)

Reasons/ Highlights for Capital Project Prioritization Ranking:
 The existing storm sewer is undersized for the flows it receives.

Commitments Made

\$800,000.00 (21-1.004 and 23-1.004) for design, utility relocation, property.

Operating Impacts

Description:

Financial:

2026 CAPITAL BUDGET JUSTIFICATION

Department: (select) **Engineering & Development Services** **Budget Amount:** \$ -
Division: (select) **Engineering** **Budget Reference #:** 1.002
Category: (select) **Asset Maintenance or Replacement**

Project Information

Project Name
 Coleman St Reconstruction - Harriett St to Moira St W - Design
 (Scope Change)

Project Detail, Justification & Reference Map

Presently, storm sewers in this section of Coleman Street are known to be in poor condition. The watermain was constructed in 1929 and the sanitary sewer is thought also to be in poor condition.

This issue sheet is to complete the design work required to replace the storm sewer and will also finalize the scope of work for the full reconstruction.

In the 2023 Capital budget the Storm main Replacement was identified for reconstruction and budgeted accordingly (for both design and construction). However, through additional project review this road has been identified as more suitable for full reconstruction. As a result, the existing funding is being reallocated to the design work for the full project.

Estimated Project Timeline:

Tender Date: N/A
Start Date: Q1, 2026
Completion Date: Q1, 2028

Project Components & Funding

	<u>Budget</u>	<u>Funding</u>
Roads / Roadside	\$ 138,000.00	OCIF
Sanitary Sewer	115,000.00	Wastewater Reserve Fund
Storm Sewer	92,000.00	OCIF
Water	115,000.00	Water Reserve Fund
Bridges		
Buildings		
Vehicles / Equipment		
Other		
	\$ 460,000.00	

Supporting Information

Asset Management Plan

AMP Risk Assessment: 12

Level of Service metric impact(s)	metric	impact
	Roads - state	Increase/ Maintain good repair

Additional information / explanation:

Storm sewer is at end of life, and other older linear infrastructure is expected to be in poor condition. Risk assessment based on pipe age alone, not

Project Priority

Capital Project Prioritization Ranking: 70

(projects ranked based on City's Budget and Financial Control Policy - Appendix A)

Reasons/ Highlights for Capital Project Prioritization Ranking:

Storm sewers are the principal project driver, however all linear infrastructure is in poor condition and will be investigated as well.

Commitments Made

Capital Budget 23-1.085 Coleman St Storm main replacement - \$460,000

Operating Impacts

Description:

Financial:

2026 CAPITAL BUDGET JUSTIFICATION

Department: (select) **Engineering & Development Services** **Budget Amount:** \$ 200,000.00
Division: (select) **Engineering** **Budget Reference #:** 1.003
Category: (select) **Asset Maintenance or Replacement**

Project Information

Project Name
Ann Street and Forin Street Sewer Separation - Design

Project Detail, Justification & Reference Map

Presently, there are no storm sewers on Forin St. and Ann St, and storm water is directed to the sanitary sewer system. A new storm sewer will be designed to remove the stormwater from the sanitary sewer. The project will include: replacement of the sanitary system, new sanitary mains and structures where they don't exist on Forin Street and new stormwater system is being design for installation to divert current flow away from the sanitary system, redirecting to the nearest watercourse. The Ann St. portion of the project will be required as Forin St. drains down Ann St. and the sanitary sewers and water mains on Ann Street, installed 1923, are in poor condition requiring replacement.

This issue project would have the detail design completed for:
Ann Street - Victoria Avenue to Forin Street
Forin Street - George Street to Charles Street

Supporting Information

Asset Management Plan

AMP Risk Assessment: 11

Level of Service metric impact(s)	metric	impact
	Wastewater	Lower Combined Sewer kms
	Combined Sewers	Eliminate/ improvement

Additional information / explanation:

Project Priority

Capital Project Prioritization Ranking: 75

(projects ranked based on City's Budget and Financial Control Policy - Appendix A)

Estimated Project Timeline:

Tender Date: N/A
Start Date: Q1, 2026
Completion Date: Q1, 2028

Project Components & Funding

	Budget	Funding
Roads / Roadside	\$ 60,000.00	Asset Mgmt Reserve Fund
Sanitary Sewer	50,000.00	Wastewater Reserve Fund
Storm Sewer	40,000.00	Asset Mgmt Reserve Fund
Water	50,000.00	Water Reserve Fund
Bridges		
Buildings		
Vehicles / Equipment		
Other		
	<u>\$ 200,000.00</u>	

Reasons/ Highlights for Capital Project Prioritization Ranking:

Separating combined sewers removes stormwater from the City's sanitary sewer conveyance and treatment systems and reduces risk of overflows

Commitments Made

\$300,000 (20-1.002) was previously approved for design but closed awaiting Complete Streets Policy.

Operating Impacts

Description:

Reduced maintenance costs, reduction of wastewater flows from combined sewer. Additional small pipe infrastructure - increased capital and operating

Financial:

2026 CAPITAL BUDGET JUSTIFICATION

Department: (select) **Engineering & Development Services**
Division: (select) **Engineering**
Category: (select) **Asset Maintenance & Replacement**

Budget Amount: \$ 350,000.00
Budget Reference #: 1.004

Project Information

Project Name

Isabel Street Reconstruction and Sewer Separation - Utilities / Approvals

Project Detail, Justification & Reference Map

Design work associated with sewer separation and road reconstruction for Isabel Street (Bridge St W to Catharine Street) is underway.

The 2021 Roads Needs Study identified Isabel Street as an immediate need with a recommendation for full reconstruction. A new stormwater system is being designed for installation to divert current flow away from the sanitary system and treatment plant. The watermain on Isabel Street was constructed circa 1913 and is at the end of its service life. The sewer is a combined sewer conveying both storm water and sanitary sewage in the same pipe. The sewer was constructed circa 1919 and is at the end of its service life. The combined sewer will be replaced with new separate storm and sanitary sewers.

This issue is for utilities, approvals and is a continuation of the current design work that is underway.

Estimated Project Timeline:

Tender Date: N/A
Start Date: Q1, 2026
Completion Date: Q1, 2027

Project Components & Funding

	Budget	Funding
Roads / Roadside	\$ 350,000.00	OCIF
Sanitary Sewer		
Storm Sewer		
Water		
Bridges		
Buildings		
Vehicles / Equipment		
Other		
	<hr/> \$ 350,000.00	

Supporting Information

Asset Management Plan

AMP Risk Assessment:

11

Level of Service metric impact(s)

metric	impact
Combined Sewers	Eliminate/improvement
Roads	Condition improvement
Watermain	Condition improvement

Additional information / explanation:

Project Priority

Capital Project Prioritization Ranking: 83

(projects ranked based on City's Budget and Financial Control Policy - Appendix A)

Reasons/ Highlights for Capital Project Prioritization Ranking:

Separating combined sewers removes stormwater from the City's sanitary sewer conveyance and treatment systems and reduces risk of overflows

Commitments Made

\$175,000.00 (25-1.004) for Design

Operating Impacts

Description:

Financial:

2026 CAPITAL BUDGET JUSTIFICATION

Department: (select) **Engineering & Development Services** **Budget Amount:** \$ 200,000.00
Division: (select) **Engineering** **Budget Reference #:** 1.005
Category: (select) **Asset Maintenance or Replacement**

Project Information

Project Name
 Foster Avenue - Dundas Street East to Victoria Avenue - Design - Scope Change

Project Detail, Justification & Reference Map

This section of Foster Avenue has deteriorated such that maintenance rehabilitation activities (slurry seal, resurfacing) would not be effective; therefore, the road requires complete reconstruction. This section of Foster Ave. is also a designated bike route so appropriate cycling facilities will be included in the design and integrated with the cycling facilities proposed on Albion Street.

The watermain and sanitary sewer are old (circa 1920's) and these will be evaluated in more detail and rehabilitation and/or replacement included in the final design as deemed necessary.

This project issue is for additional design work for the section of road between Victoria and Dundas, whereas the original project was for Victoria to Pine. Scope of work also includes detailed cost estimates for construction purposes.

Estimated Project Timeline:

Tender Date: N/A
Start Date: Q1, 2026
Completion Date: Q1, 2029

Project Components & Funding

	Budget	Funding
Roads / Roadside	\$ 60,000.00	Asset Mgmt Reserve Fund
Sanitary Sewer	50,000.00	Wastewater Reserve Fund
Storm Sewer	40,000.00	Asset Mgmt Reserve Fund
Water	50,000.00	Water Reserve Fund
Bridges		
Buildings		
Vehicles / Equipment		
Other		
	<u>\$ 200,000.00</u>	

Supporting Information

Asset Management Plan

AMP Risk Assessment: 10

Level of Service metric impact(s)	metric	impact
	Roads	Improve Road Condition

Additional information / explanation:

Work will improve road state of repair as well as other linear infrastructure as identified through design investigations.

Project Priority

Capital Project Prioritization Ranking: 85

(projects ranked based on City's Budget and Financial Control Policy - Appendix A)

Reasons/ Highlights for Capital Project Prioritization Ranking:

This section south to Dundas requires similar work to the original project limits between Victoria and Pine.

Commitments Made

\$200,000.00 (22-1.005) for design of Victoria to Pine.

Operating Impacts

Description:

Financial:

2026 CAPITAL BUDGET JUSTIFICATION

Department: (select) **Engineering & Development Services** **Budget Amount:** \$ 5,000,000.00
Division: (select) **Engineering** **Budget Reference #:** 1.006
Category: (select) **Asset Maintenance or Replacement**

Project Information

Project Name
 Bridge Street East - Farley Avenue to Haig Road - Phase 2 - Construction

Project Detail, Justification & Reference Map
 The watermains on Bridge St E between Herchimer Avenue and Haig Road have exhibited a history of breaks which have caused service interruptions and damage to the road. These watermains are nearing the end of their service life and the only available option to address the poor condition is to replace them. CCTV inspections completed during design revealed that the sanitary sewer is also in poor condition and therefore also is being replaced.

The issue sheet is for construction budget for the second phase of this project, from Farley Avenue to Haig Road.

Construction funds were approved in 2025 for Phase 1 of Bridge Street East from Herchimer Ave to Farley Ave. Considering traffic staging, temporary water, and standard warranty provisions, both Phases 1 and 2 are planned to be tendered together in 2026 to have one contractor complete the work over two construction seasons.

Estimated Project Timeline:

Tender Date: Q1, 2026
Start Date: Q2, 2026
Completion Date: Q4, 2027

Project Components & Funding

	Budget	Funding
Roads / Roadside	\$ 1,500,000.00	CCBF
Sanitary Sewer	1,250,000.00	CCBF
Storm Sewer	1,000,000.00	CCBF
Water	1,250,000.00	Water Reserve Fund
Bridges		
Buildings		
Vehicles / Equipment		
Other		
	<u>\$ 5,000,000.00</u>	

Supporting Information

Asset Management Plan
AMP Risk Assessment: 9

Level of Service metric impact(s)	metric	impact
	Water	Improved Safety/Reliability
	Roads	Improved State/Condition

Additional information / explanation:
 AMP risk assessment is age-based and does not consider break history or condition.

Project Priority

Capital Project Prioritization Ranking: 86
 (projects ranked based on City's Budget and Financial Control Policy - Appendix A)

Reasons/ Highlights for Capital Project Prioritization Ranking:
 High watermain break frequency is the project driver.

Commitments Made
 \$5,200,000.00 (22-1.090 and 25-1.001) for Design (all limits) and Phase 1 Construction

Operating Impacts
Description:
 Reduced maintenance and operating costs for existing infrastructure.

Financial:

2026 CAPITAL BUDGET JUSTIFICATION

Department: (select) **Engineering & Development Services** **Budget Amount:** \$ 1,050,000.00
Division: (select) **Engineering** **Budget Reference #:** 1.007
Category: (select) **New Asset Acquisition & Development**

Project Information

Project Name
 Sidney St. / College St. W Intersection Widening - **Additional Funds**

Supporting Information

Asset Management Plan
AMP Risk Assessment: N/A

Project Detail, Justification & Reference Map

This project includes the widening of this intersection to add left turn lanes and improve traffic safety and the widening of Sidney Street with a two-way centre left turn lane from the intersection southerly to the CPR overhead structure. It will also include replacement of the distribution watermain through the intersection as a continuation of the watermain replacement project completed on Sidney Street immediately north of the intersection 10 years ago.

Level of Service metric impact(s)

	<i>metric</i>	<i>impact</i>
	Traffic	Improve/ Increase

Additional information / explanation:

Intersection improvements will improve vehicle capacity at this intersection.

Project Priority

Capital Project Prioritization Ranking: 78

(projects ranked based on City's Budget and Financial Control Policy - Appendix A)

Design efforts are advancing in accordance with revised timelines reflecting available resources and organizational priorities. This project is being brought forward as a continuance of previous work completed for Sidney Street and College Street West intersection widening detailed design, utilities and property acquisition.

This project issue is for additional funds associated with property acquisitions and utility relocations based on current estimates.

Estimated Project Timeline:

Tender Date: N/A
Start Date: Q1, 2026
Completion Date: Q1, 2028

Reasons/ Highlights for Capital Project Prioritization Ranking:
 Turning lanes are required to address traffic and safety concerns.
 Watermain is reaching the end of its service life.

Project Components & Funding

	<i>Budget</i>	<i>Funding</i>
Roads / Roadside	\$ 252,000.00	Asset Mgmt/Dev. Charge
Sanitary Sewer	304,500.00	Asset Mgmt/Dev. Charge
Storm Sewer	220,500.00	Asset Mgmt/Dev. Charge
Water	273,000.00	Asset Mgmt/Dev. Charge
Bridges		
Buildings		
Vehicles / Equipment		
Other		
	<u>\$ 1,050,000.00</u>	

Commitments Made

\$3,080,000.00 (18-1.017 and 22-1.010) for MCEA / Preliminary Design, Detail Design, Property, and Utilities

Operating Impacts

Description:

Financial:

Asset Management Reserve Contribution required	\$	15,800
Additional Maintenance costs required	\$	10,500

2026 CAPITAL BUDGET JUSTIFICATION

Department: (select) **Engineering & Development Services**
Division: (select) **Engineering**
Category: (select) **New Asset Acquisition/Development**

Budget Amount: \$ 1,100,000.00
Budget Reference #: 1.008

Project Information

Project Name

Tracey St/Fahey St Sanitary Sewer - Detailed Design

Project Detail, Justification & Reference Map

With new development and intensification planned for the Bell Boulevard corridor it is necessary to provide sanitary sewer capacity for the development expected along this corridor. This project would have the Tracey Street and Heartwood Drive (referred to as the Fahey St sewer) sanitary sewers enlarged to accommodate additional sewage flows from growth expected along the Bell Boulevard corridor. Also, the 2021 Roads Needs Study also recommends Tracey Street for reconstruction and the project would have Tracey Street reconstructed.

A previous project was approved for a Study / Municipal Class Environmental Assessment. With recent and anticipated changes to the Municipal Class Environmental Assessment, it is anticipated this project can now proceed directly to detail design.

This issue sheet is for the additional funds to complete the detailed design for the entire project; including the reconstruction of Tracey Street.

Estimated Project Timeline:

Tender Date: N/A
Start Date: Q1, 2026
Completion Date: Q1, 2030

Project Components & Funding

	Budget	Funding
Roads / Roadside	\$ 330,000.00	Asset Mgmt/Dev. Charge
Sanitary Sewer	275,000.00	Wastewater/Dev. Charge
Storm Sewer	220,000.00	Asset Mgmt/Dev. Charge
Water	275,000.00	Water Reserve Fund
Bridges		
Buildings		
Vehicles / Equipment		
Other		
	<u>\$ 1,100,000.00</u>	

Supporting Information

Asset Management Plan

AMP Risk Assessment: 7

Level of Service metric impact(s)	metric	impact
Roads	Improved Condition	
Wastewater	Improved Capacity	

Additional information / explanation:

Project Priority

Capital Project Prioritization Ranking: 78
 (projects ranked based on City's Budget and Financial Control Policy - Appendix A)

Reasons/ Highlights for Capital Project Prioritization Ranking:
 Project is both a wastewater sewer priority and transportation priority.

Commitments Made

\$650,000.00 (21-1.082) for Study/ Design

Operating Impacts

Description:

Financial:

Asset Management Reserve Contribution required	\$	17,400
Additional Maintenance costs required	\$	40,100

2026 CAPITAL BUDGET JUSTIFICATION

Department: (select) **Engineering & Development Services** **Budget Amount:** \$ 250,000.00
Division: (select) **Engineering** **Budget Reference #:** 1.009
Category: (select) **New Asset Acquisition/Development**

Project Information

Project Name
 Black Diamond Road Servicing - **Additional Funding** - Property and Approvals

Project Detail, Justification & Reference Map

This project issue is for the work required to ready the remaining City-owned lands surplus to the Fairgrounds site for severance and sale (Ontario Land Surveyor, appraisals, securing approvals from external agencies, etc.). Securing all approvals improves the property's appraised value and supports a positive return on investment upon sale.

The City of Belleville is constructing a New Belleville Agricultural Society Facility on an approximately 30-acre parcel of land owned by the City of Belleville. The new Fairgrounds site will occupy approximately half of the entire 75-acre triangular parcel of City owned lands north of Black Diamond Road and east of Highway 37. A new road (including watermain and sanitary sewer) has recently been constructed off of Black Diamond Road into the property, which provides access and municipal servicing for both the new Fairgrounds site and the remaining lands.

The remaining lands surplus to the Fairgrounds site are planned to be marketed and sold by the City of Belleville in parcels as fully serviced, zoned industrial/employment development lots.

Estimated Project Timeline:

Tender Date: N/A
Start Date: Q1, 2026
Completion Date: Q4, 2026

Project Components & Funding

	Budget	Funding
Roads / Roadside	\$ 175,000.00	Casino - Ec Dev
Sanitary Sewer	25,000.00	Casino - Ec Dev
Storm Sewer	25,000.00	Casino - Ec Dev
Water	25,000.00	Casino - Ec Dev
Bridges		
Buildings		
Vehicles / Equipment		
Other		
	\$ 250,000.00	

Supporting Information

Asset Management Plan

AMP Risk Assessment: N/A

Level of Service metric impact(s)	metric	impact
	n/a	n/a

Additional information / explanation:

Project Priority

Capital Project Prioritization Ranking: 55
 (projects ranked based on City's Budget and Financial Control Policy - Appendix A)

Reasons/ Highlights for Capital Project Prioritization Ranking:

Continuation of previous land development project. Readying new lots for severance and sale.

Commitments Made

\$16,750,000.00 (20-1.088) for design and construction of Black Diamond Road Sanitary Sewer Extension and New Fairgrounds Access / Servicing

Operating Impacts

Description:
 Future capital and operating expenditures. Future revenue generation from property dispositions. Future taxation and user rate revenue generation upon private development. □

Financial:

Asset Management Reserve Contribution required	\$	5,300
Additional Maintenance costs required	\$	2,500

2026 CAPITAL BUDGET JUSTIFICATION

Department: (select) **Engineering & Development Services** **Budget Amount:** \$ 565,000.00
Division: (select) **Engineering** **Budget Reference #:** 1.010
Category: (select) **New Asset Acquisition/Development**

Project Information

Project Name
Northeast Industrial Park Expansion - Site Clearing

Project Detail, Justification & Reference Map

The project issue is for site preparation for Phase 1 lands in the North East Industrial Park Expansion area. The Municipal Class Environmental Assessment is complete and detail design is underway. Site preparation is subject to various environmental timing windows. Completing site preparation in 2026 allows construction of new roadways and municipal services to proceed in 2027.

For economies, this work will also include clearing of a fully serviced, zoned City-owned 7.9 acre industrial lot located on the west side of the newly constructed access road leading to the Amazon Fulfillment Centre from College Street East (see map below). This parcel is anticipated to be appraised and brought to market by year-end 2026. Due to its irregular shape, the site would benefit from clearing, which would enhance its marketability and broaden its potential for higher and best use. Property Services staff have reviewed this opportunity and confirmed that site preparation will improve the property's appraised value and support a positive return on investment upon sale.

The need for additional industrial land was identified as a key action item through the recent Business Retention and Expansion (BR+E) survey conducted with Belleville manufacturers.

Estimated Project Timeline:
Tender Date: Q1, 2026
Start Date: Q1, 2026
Completion Date: Q4, 2026

Project Components & Funding

	Budget	Funding
Roads / Roadside		
Sanitary Sewer		
Storm Sewer		
Water		
Bridges		
Buildings		
Vehicles / Equipment		
Other	565,000.00	Industrial Land Reserve Fund
	\$ 565,000.00	

Supporting Information

Asset Management Plan

AMP Risk Assessment: n/a

	metric	impact
Level of Service metric impact(s)	n/a	n/a

Additional information / explanation:

Project Priority

Capital Project Prioritization Ranking: 50

(projects ranked based on City's Budget and Financial Control Policy - Appendix A)

Reasons/ Highlights for Capital Project Prioritization Ranking:
Continuation of Northeast Industrial Park Expansion project to ready lands for severance and sale.

Commitments Made
\$5,650,000.00 (23-1.081 and 25-1.005) for MCEA/ Preliminary Design and Detail Design of Phase 1.

Operating Impacts

Description:
Future capital and operating expenditures. Future revenue generation from property dispositions. Future taxation and user rate revenue generation

Financial:
 Asset Management Reserve Contribution required \$ 14,100
 Additional Maintenance costs required \$ 5,650

2026 CAPITAL BUDGET JUSTIFICATION

Department: (select) **Engineering & Development Services** **Budget Amount:** \$ 800,000.00
Division: (select) **Engineering** **Budget Reference #:** 1.011
Category: (select) **Asset Maintenance or Replacement**

Project Information

Project Name
Phillipston Road - Property / Utilities / Approvals

Project Detail, Justification & Reference Map

Phillipston Road from Mudcat Road to Bethel Road is narrow with several vertical curves. Truck traffic has also increased with the recycling and organics facility recently opening. It is proposed to reconstruct this road to accommodate truck traffic by widening, addressing the vertical curves, constructing a proper road base and addressing any roadside drainage issues.

Detail design is underway. Design efforts are advancing in accordance with revised timelines reflecting available resources and organizational priorities. Design has identified utility pole relocations and/or property acquisitions required in advance of construction. This issue sheet is to complete these utility relocations and/or acquisitions and secure approvals such that the project can proceed to construction.

Estimated Project Timeline:

Tender Date: N/A
Start Date: Q1, 2026
Completion Date: Q1, 2027

Project Components & Funding

	Budget	Funding
Roads / Roadside	\$ 800,000.00	OCIF
Sanitary Sewer		
Storm Sewer		
Water		
Bridges		
Buildings		
Vehicles / Equipment		
Other		
	\$ 800,000.00	

Supporting Information

Asset Management Plan

AMP Risk Assessment: 9

	metric	impact
Level of Service metric impact(s)	Road - safety	Increase/ Improve

Additional information / explanation:

Risk is based on pavement condition and not road geometry.

Project Priority

Capital Project Prioritization Ranking: 63

(projects ranked based on City's Budget and Financial Control Policy - Appendix A)

Reasons/ Highlights for Capital Project Prioritization Ranking:
 Existing road has deficiencies that impact it's safety and drive-ability.

Commitments Made

\$175,000.00 (21-1.009) for design

Operating Impacts

Description:

Financial:

Asset Management Reserve Contribution required
 Additional Maintenance costs required

2026 CAPITAL BUDGET JUSTIFICATION

Department: (select) **Transportation & Operational Services** **Budget Amount:** \$ 1,550,000.00
Division: (select) **Operations** **Budget Reference #:** 1.012
Category: (select) **Asset Maintenance or Replacement**

Project Information

Project Name

Shave & Pave Program

Project Detail, Justification & Reference Map

This Program is an intervention strategy to avoid total reconstruction. The road surface will be milled and replaced. This is milling asphalt and then resurface with new top asphalt to extend the life of the road. Includes adjusting existing manholes and catch basins and some curb replacement to remove ponding water. Roads selected under this program do not require underground infrastructure upgrades and have been aligned with the Roads Needs Study and Asset Management Plan. The project is expected to begin May 2026 and be completed by October 2026. Roads included in this work are: Campbell St., Farley Ave., Lambert Dr., Russell St., Jane St., Ashley Ln., Brown St., Southview Ave., Dufferin Ave., and Burrell St.

Supporting Information

Asset Management Plan

AMP Risk Assessment:

	<i>metric</i>	<i>impact</i>
Level of Service metric impact(s)	Keep assets in state of good repair	maintain PCI at 78

Level of Service metric impact(s) Keep assets in state of good repair maintain PCI at 78

Additional information / explanation:

For paved roads, the average Pavement Condition Index (PCI) value (O.Reg. 588/17)

Project Priority

Capital Project Prioritization Ranking:

(projects ranked based on City's Budget and Financial Control Policy - Appendix A)

Reasons/ Highlights for Capital Project Prioritization Ranking:

Roads selected for the resurfacing program are at or exceed life expectancy and are required to be replaced to prevent further deterioration of the road surface and its base.

Commitments Made

Estimated Project Timeline:

Tender Date: Q1 - 2026

Start Date: Q2 - 2026

Completion Date: Q3 - 2026

Project Components & Funding

	<i>Budget</i>	<i>Funding</i>
Roads / Roadside	\$ 1,550,000.00	OCIF
Sanitary Sewer		
Storm Sewer		
Water		
Bridges		
Buildings		
Vehicles / Equipment		
Other		
	<u>\$ 1,550,000.00</u>	

Operating Impacts

Description:

Financial:

Asset Management Reserve Contribution required
Additional Maintenance costs required

2026 CAPITAL BUDGET JUSTIFICATION

Department: (select) **Transportation & Operational Services** **Budget Amount:** \$ 2,200,000.00
Division: (select) **Operations** **Budget Reference #:** 1.013
Category: (select) **Asset Maintenance or Replacement**

Project Information	Supporting Information
---------------------	------------------------

Project Name	Asset Management Plan
---------------------	------------------------------

Road Resurfacing Program	AMP Risk Assessment: 7
--------------------------	--

Project Detail, Justification & Reference Map	metric	impact
---	--------	--------

<p>This program is an intervention strategy to avoid total reconstruction. The road surface will be pulverized and replaced. This involves pulverizing and then resurfacing to extend the life of the road. Includes adjusting existing manholes and catch basins and some curb replacement to remove ponding water. Roads selected under this program do not require underground infrastructure upgrades and have been aligned with the Roads Needs Study and Asset Management Plan. The project is expected to begin May 2026 and be completed by October 2026. Roads included in plan are: Earl St., Elgin St., Elmer St., Oak St., Railway Terr., Reid St., Ridley St., Wallbridge Cres., Harmony Rd., Clearview Rd., Zion Rd., Mitchell Rd., Smith Rd., and Baldwin St.</p>	<p>Level of Service metric impact(s)</p> <p>Keep assets in state of good repair</p>	<p>maintain PCI at 78</p>
--	--	---------------------------

Additional information / explanation:
 For paved roads, the average Pavement Condition Index (PCI) value (O.Reg. 588/17)

Project Priority

Capital Project Prioritization Ranking: 50

(projects ranked based on City's Budget and Financial Control Policy - Appendix A)

Estimated Project Timeline:

Tender Date:	Q1 - 2026	
Start Date:	Q2 - 2026	
Completion Date:	Q3 - 2026	

Reasons/ Highlights for Capital Project Prioritization Ranking:
 Roads selected for the resurfacing program are at or exceed life expectancy and are required to be replaced to prevent further deterioration of the road surface and its base.

Project Components & Funding

	Budget	Funding
Roads / Roadside	\$ 2,200,000.00	OCIF
Sanitary Sewer		
Storm Sewer		
Water		
Bridges		
Buildings		
Vehicles / Equipment		
Other		
	\$ 2,200,000.00	

Commitments Made

Operating Impacts

Description:

Financial:
 Asset Management Reserve Contribution required
 Additional Maintenance costs required

2026 CAPITAL BUDGET JUSTIFICATION

Department: (select) **Transportation & Operational Services** **Budget Amount:** \$ 600,000.00
Division: (select) **Operations** **Budget Reference #:** 1.014
Category: (select) **Asset Maintenance or Replacement**

Project Information

Project Name

Pavement Sealing Program

Project Detail, Justification & Reference Map

Slurry Seal - as part of our road maintenance efforts, slurry seal is an application of water, asphalt emulsion, aggregate and additives laid down on existing asphalt pavement surfaces. (\$300,000)
 Reclamite Sealing - Reclamite is ideal on roads in the 2-5 year range and is effective for extending the life of new asphalt. It is designed to help improve the flexibility and durability of the asphalt, re-balancing the chemistry of the oxidized pavement with the ability of delaying the aging process and reverse premature aging. (\$300,000).

Supporting Information

Asset Management Plan

AMP Risk Assessment:

	<i>metric</i>	<i>impact</i>
Level of Service metric impact(s)	Keep assets in state of good repair	maintain PCI at 78

Additional information / explanation:

For paved roads, the average Pavement Condition Index (PCI) value (O.Reg. 588/17)

Project Priority

Capital Project Prioritization Ranking:

(projects ranked based on City's Budget and Financial Control Policy - Appendix A)

Estimated Project Timeline:

Tender Date: Q1 - 2026
Start Date: Q2 - 2026
Completion Date: Q3 - 2026

Reasons/ Highlights for Capital Project Prioritization Ranking:

Roads listed will receive an asphalt preservation sealing program that results in lengthening the life of the road surface, reducing the likelihood premature failure.

Project Components & Funding

	<i>Budget</i>	<i>Funding</i>
Roads / Roadside	\$ 600,000.00	Casino - Infra Main
Sanitary Sewer		
Storm Sewer		
Water		
Bridges		
Buildings		
Vehicles / Equipment		
Other		
	<u>\$ 600,000.00</u>	

Commitments Made

Operating Impacts

Description:

Financial:

Asset Management Reserve Contribution required
 Additional Maintenance costs required

2026 CAPITAL BUDGET JUSTIFICATION

Department: (select) **Engineering & Development Services** **Budget Amount:** \$ 750,000.00
Division: (select) **Engineering** **Budget Reference #:** 1.015
Category: (select) **Asset Maintenance or Replacement**

Project Information

Project Name
 Dundas Street Bridge (over Moira River) Rehabilitation - Utilities/ Approvals

Project Detail, Justification & Reference Map

This bridge was last rehabilitated in 2001. A detailed design is underway for the rehabilitation of the structure. The planned rehabilitation includes widening the bridge to change the 1.5m sidewalk on the south side of the Dundas St Bridge to a 3m wide pathway that would connect the (new) Dundas St W trail to the Riverside Trail.

The design is being coordinated and proposed staged construction for traffic control and utility relocations. Both Bell and Elexicon have major infrastructure located within the existing bridge. This issue sheet is for both temporary and permanent relocations of the existing utilities such that the rehabilitation work can proceed to construction.

Estimated Project Timeline:

Tender Date: N/A
Start Date: Q1, 2026
Completion Date: Q1, 2028

Project Components & Funding

	Budget	Funding
Roads / Roadside		
Sanitary Sewer		
Storm Sewer		
Water		
Bridges	750,000.00	Casino - Infra Main/ICIP Transit
Buildings		
Vehicles / Equipment		
Other		
	<u>\$ 750,000.00</u>	

Supporting Information

Asset Management Plan

AMP Risk Assessment: 15

Level of Service metric impact(s)	metric	impact
	Bridges	increase/ maintain BCI
	Rec Trails	increase trail km's

Additional information / explanation:

Work will support maintaining or increasing the average BCI of all structures in the inventory. Addition of multi-use recreational trail on the south side will improve connectivity of the trail network.

Project Priority

Capital Project Prioritization Ranking: 75

(projects ranked based on City's Budget and Financial Control Policy - Appendix A)

Reasons/ Highlights for Capital Project Prioritization Ranking:

Bridge work is the driver but recreational trail also supports waterfront redevelopment activities and the active transportation network.

Commitments Made

\$200,000.00 (22-1.016) for design

Operating Impacts

Description:

Financial:

2026 CAPITAL BUDGET JUSTIFICATION

Department: (select) **Engineering & Development Services** **Budget Amount:** \$ 200,000.00
Division: (select) **Engineering** **Budget Reference #:** 1.016
Category: (select) **Asset Maintenance or Replacement**

Project Information

Project Name
Reid & Cannifton Rd Culvert Replacements - Design

Project Detail, Justification & Reference Map

Structures 80 and 81 have been identified by OSIM 2023 report. These structures for priority replacement - second and fifth overall priorities, respectively. Both structures are in close geographic proximity of each other, in the Reid Street/ and old section of Cannifton Road off of Station Street. This issue project is for design and scope needed to replace both culverts. The current Reid Street structure is a concrete culvert with condition rating of 54/100. The Cannifton Road (Structure 81) is a steel culvert with BCI condition 60/100. Both are approaching end of life.

This project issue sheet is for the design of replacement structures.

Estimated Project Timeline:

Tender Date: N/A
Start Date: Q1, 2026
Completion Date: Q1, 2028

Project Components & Funding

	Budget	Funding
Roads / Roadside		
Sanitary Sewer		
Storm Sewer		
Water		
Bridges	200,000.00	Casino - Infra Main
Buildings		
Vehicles / Equipment		
Other		
	<u>\$ 200,000.00</u>	

Supporting Information

Asset Management Plan

AMP Risk Assessment: 12

	metric	impact
Level of Service metric impact(s)	Bridges	Improve/ Maintain BCI

Additional information / explanation:

Work will support maintaining or increasing the average BCI of all structures in the inventory.

Project Priority

Capital Project Prioritization Ranking: 71

(projects ranked based on City's Budget and Financial Control Policy - Appendix A)

Reasons/ Highlights for Capital Project Prioritization Ranking:

2023 inspections identified these culverts as priority replacements.

Commitments Made

Operating Impacts

Description:

Financial:

2026 CAPITAL BUDGET JUSTIFICATION

Department: (select) **Engineering & Development Services** **Budget Amount:** \$ 200,000.00
Division: (select) **Engineering** **Budget Reference #:** 1.017
Category: (select) **Asset Maintenance or Replacement**

Project Information

Project Name
Blessington Road Culvert Replacement - Design

Project Detail, Justification & Reference Map

Due to the medium to severe corrosion throughout the invert, gabion baskets are bulging with some material loss, broken barriers, and excessive deformations identified during 2023 OSIM inspection this culvert is being brought forward for replacement.

The need for replacement was confirmed with a further detailed review (enhanced OSIM) completed in 2023.

This issue sheet is for design of a replacement structure.

Supporting Information

Asset Management Plan

AMP Risk Assessment: 12

	<i>metric</i>	<i>impact</i>
Level of Service metric impact(s)	Bridges	increase/ maintain BCI

Additional information / explanation:
2023 Bridge Condition Index (BCI) of this structural culvert was 52.5 out of 100. Work will support maintaining or increasing the average BCI of all

Project Priority

Capital Project Prioritization Ranking: 61

(projects ranked based on City's Budget and Financial Control Policy - Appendix A)

Reasons/ Highlights for Capital Project Prioritization Ranking:
This culvert is at its end of life and requires replacement to continue to provide the ongoing current level of service to the community.

Estimated Project Timeline:
Tender Date: N/A
Start Date: Q1, 2026
Completion Date: Q1, 2028

Commitments Made

Project Components & Funding

	<u>Budget</u>	<u>Funding</u>
Roads / Roadside		
Sanitary Sewer		
Storm Sewer		
Water		
Bridges	200,000.00	Casino - Infra Main
Buildings		
Vehicles / Equipment		
Other		
	\$ 200,000.00	

Operating Impacts

Description:

Financial:

2026 CAPITAL BUDGET JUSTIFICATION

Department: (select) **Transportation & Operational Services** **Budget Amount:** \$ 150,000.00
Division: (select) **Operations** **Budget Reference #:** 1.018
Category: (select) **Asset Maintenance or Replacement**

Project Information

Project Name

Intersection Improvements

Project Detail, Justification & Reference Map

The intersection improvements would allow staff to upgrade intersections and pedestrian crossings. Upgrades include improvements to meet AODA standards which would include audible pedestrian pushbuttons, connecting intersections online to allow better timing control and improve traffic flow, and to add battery back-up to high volume intersections to improve road user safety and traffic flow during power outages. Upgrades are planned in 2026 in the following areas:

- Dundas St West & Wallbridge Loyalist Rd
- Cannifton Rd & Bell Blvd
- College St. East & Cannifton Rd
- College St. West & North Front St.

Supporting Information

Asset Management Plan

AMP Risk Assessment: 16

<i>Level of Service metric impact(s)</i>	<i>metric</i>	<i>impact</i>
Meet customer needs while limiting health, safety, and data security impacts		Increase in percentage of signalized intersections equipped with Accessible Pedestrian Signals

Additional information / explanation:

Project Priority

Capital Project Prioritization Ranking: 20
 (projects ranked based on City's Budget and Financial Control Policy - Appendix A)

Estimated Project Timeline:

Tender Date: Q1 - 2026
Start Date: Q1 - 2026
Completion Date: Q4 - 2026

Reasons/ Highlights for Capital Project Prioritization Ranking:
 Important for maintaining critical infrastructure assets and maintaining AODA compliance.

Commitments Made

Project Components & Funding

	<i>Budget</i>	<i>Funding</i>
Roads / Roadside	\$ 150,000.00	Asset Mgmt Reserve Fund
Sanitary Sewer		
Storm Sewer		
Water		
Bridges		
Buildings		
Vehicles / Equipment		
Other		
	\$ 150,000.00	

Operating Impacts

Description:

Financial:

2026 CAPITAL BUDGET JUSTIFICATION

Department: (select) Transportation & Operational Services **Budget Amount:** \$ 150,000.00
Division: (select) Operations **Budget Reference #:** 1.019
Category: (select) Asset Maintenance or Replacement

Project Information

Project Name
Great St, James St Stair Replacement

Project Detail, Justification & Reference Map
The set of wooden stairs that connects Mt Pleasant Road to Great St James Street are at end of life due to condition and age. This set of stairs is a connection from the East Hill area to the Riverside Trail.

Supporting Information

Asset Management Plan
AMP Risk Assessment: 15

	<i>metric</i>	<i>impact</i>
Level of Service metric impact(s)	Keep assets in a state of good repair	Maintain current LOS at 27%

Additional information / explanation:
Asset not specifically listed in the AMP or 10-Yr Capital Plan.

Project Priority

Capital Project Prioritization Ranking: 33
(projects ranked based on City's Budget and Financial Control Policy - Appendix A)

Estimated Project Timeline:

Tender Date: Q1 2026
Start Date: Q2 2026
Completion Date: Q3 2026

Reasons/ Highlights for Capital Project Prioritization Ranking:
Asset not specifically listed in the AMP or 10-Yr Capital Plan.

Commitments Made

Project Components & Funding

	<i>Budget</i>	<i>Funding</i>
Roads / Roadside	\$ 150,000.00	Asset Mgmt/Donations/Other
Sanitary Sewer		
Storm Sewer		
Water		
Bridges		
Buildings		
Vehicles / Equipment		
Other		
	<u>\$ 150,000.00</u>	

Operating Impacts
Description:

Financial:

2026 CAPITAL BUDGET JUSTIFICATION

Department: (select) **Transportation & Operational Services** **Budget Amount:** \$ 300,000.00
Division: (select) **Operations** **Budget Reference #:** 1.020
Category: (select) **Asset Maintenance or Replacement**

Project Information

Project Name

Sidewalk Repair Program

Project Detail, Justification & Reference Map

Each year City sidewalks are inspected and their condition assessed. Funding has been allocated annually to repair and replace sidewalk panels that present trip hazards and/or are damaged based on the Minimum Maintenance Standard O.Reg 239/02 criteria. A final list of repair and replacement locations will be prepared by Transportation and Operations Services Dept.

Supporting Information

Asset Management Plan

AMP Risk Assessment: 15

	<i>metric</i>	<i>impact</i>
Level of Service metric impact(s)	Keep assets in a state of good repair	Maintain current LOS

Additional information / explanation:

cations to be based on the 2025 sidewalk inspection which is not yet complete

Project Priority

Capital Project Prioritization Ranking: 55

(projects ranked based on City's Budget and Financial Control Policy - Appendix A)

Estimated Project Timeline:

Tender Date: Q1 - 2026

Start Date: Q2 - 2026

Completion Date: Q3 - 2026

Reasons/ Highlights for Capital Project Prioritization Ranking:

Inspections are completed based on the Minimum Maintenance Standard O.Reg 239/02 criteria.

Commitments Made

Project Components & Funding

	<i>Budget</i>	<i>Funding</i>
Roads / Roadside	\$ 300,000.00	Casino - Infra. Main.
Sanitary Sewer		
Storm Sewer		
Water		
Bridges		
Buildings		
Vehicles / Equipment		
Other		
	\$ 300,000.00	

Operating Impacts

Description:

Financial:

2026 CAPITAL BUDGET JUSTIFICATION

Department: (select) **Engineering & Development Services** **Budget Amount:** \$ 100,000.00
Division: (select) **Engineering** **Budget Reference #:** 1.021
Category: (select) **New Asset Acquisition/Development**

Project Information

Project Name
 Multi-Use Trail - Hydro Corridor - Construction - Phase 1 -
 Additional Funds

Project Detail, Justification & Reference Map

A design and approval applications are underway to construct a multi-use path within the Hydro One transmission corridor (running south of, and parallel to, Bell Boulevard) between West Riverside Park and Sidney Street. This path would provide an east / west cycling route south of Bell Boulevard between West Riverside Park and Sidney Street connecting to other cycling routes such as the North Park St bike lanes, multi-use path adjacent to Georges Vanier School (on Tracey St), the path at Lemoine St., and the multi-use path completed as part of the Sidney St. Corridor Improvement project in 2021.

This east / west cycling route in the Hydro One corridor is identified as a cycling link in the Cycling Network map included in the City's 2014 Transportation Master Plan.

This project requires negotiation of easements from Ontario Realty Corporation for use of the corridor. This project issue sheet is requesting for additional budget of \$100,000 for Phase 1 to secure Hydro One approvals.

Estimated Project Timeline:

Tender Date: N/A
Start Date: Q1, 2026
Completion Date: Q4, 2026

Project Components & Funding

	Budget	Funding
Roads / Roadside	\$ 100,000.00	Dev. Charge/Other
Sanitary Sewer		
Storm Sewer		
Water		
Bridges		
Buildings		
Vehicles / Equipment		
Other		
	\$ 100,000.00	

Supporting Information

Asset Management Plan

AMP Risk Assessment: N/A

Level of Service metric impact(s)	metric	impact
	Rec Trails	Increase trail kms

Additional information / explanation:
 This is a new asset that will improve the active transportation connectivity in the City and is identified in the proposed Belleville Cycling Network in the City's Transportation Master Plan.

Project Priority

Capital Project Prioritization Ranking: 76
 (projects ranked based on City's Budget and Financial Control Policy - Appendix A)

Reasons/ Highlights for Capital Project Prioritization Ranking:
 Project expands active transportation/ recreational routes within City.

Commitments Made

\$1,200,000.00 (22-1.021 and 25-1.017) for Design (all) and Phase 1 Construction (Harris Cr to Sidney St.); ICIP funding

Operating Impacts

Description:
 Additional operating and maintenance costs for new infrastructure (e.g. Winter Maintenance, Line Painting, Sweeping.)
Financial:
 Asset Management Reserve Contribution required \$ 2,500
 Additional Maintenance costs required \$ 1,000

2026 CAPITAL BUDGET JUSTIFICATION

Department: (select) **Transportation and Operation Services**
 Division: (select) **Operations**
 Category: (select) **New Asset Acquisition/Development**

Budget Amount: \$ 6,300,000.00
 Budget Reference #: 1.022

Project Information

Project Name

River Front Trail Extension

Project Detail, Justification & Reference Map

The proposed Riverfront Trail extension is from Hwy 401 crossing to the roundabout in Cannifton. It will be situated on the west side of the river and will allow residents a trail to extend further north than currently where the trail ends at the Canada Flag Display. This project was pre-approved at the February 10, 2025 Council meeting under report DTOS-2025-02 and is contingent on being successfully funded through the Active Transportation Fund application that is currently under review. Procurement activities and project spending will not occur until funding has been confirmed.

The project falls under the Development Charge background study; Parks and Recreation project DC #2, "off-road cycling/ multi-purpose trails". This trail is identified on the map in the Transportation Master Plan that supports this item.

Supporting Information

Asset Management Plan

AMP Risk Assessment: N/A

<i>Level of Service metric impact(s)</i>	<i>metric</i>	<i>impact</i>
	Provide an Active Transportation Network that enables sustainable transportation	Increase in number of kms of recreational trails

Additional information / explanation:

Project Priority

Capital Project Prioritization Ranking: 76

(projects ranked based on City's Budget and Financial Control Policy - Appendix A)

Estimated Project Timeline:

Tender Date: Apr-26
 Start Date: Jun-26
 Completion Date: Summer 2027

Reasons/ Highlights for Capital Project Prioritization Ranking:

Construction would allow for the existing walkway installed as part of the subdivision to be opened and used as a route to Cloverleaf Drive.

Commitments Made

Active Transportation funding application and Council pre-approval DTOS-2025-02

Project Components & Funding

	<i>Budget</i>	<i>Funding</i>
Roads / Roadside	\$ 6,300,000.00	Asset Mgmt. RF,
Sanitary Sewer		Active Trans. Grant,
Storm Sewer		Development Charges
Water		
Bridges		
Buildings		
Vehicles / Equipment		
Other		
	<u>\$ 6,300,000.00</u>	

Operating Impacts

Description:
 Additional operating and maintenance costs for new infrastructure (e.g. Winter Maintenance, Line Painting, Sweeping.)

Financial:

Asset Management Reserve Contribution required	\$	157,500
Additional Maintenance costs required	\$	63,000

2026 CAPITAL BUDGET JUSTIFICATION

Department: (select) **Engineering & Development Services** **Budget Amount:** \$ 200,000.00
Division: (select) **Engineering** **Budget Reference #:** 1.023
Category: (select) **New Asset Acquisition/Development**

Project Information

Project Name
Deerfield Walkway to Cloverleaf Drive

Project Detail, Justification & Reference Map

This project issue is for continuation of the walkway created as part of Deerfield Subdivision south to Cloverleaf Drive. Continuation of the walkway to the south was not required under the Subdivision Agreement. Construction of this walkway would begin at Cloverleaf Drive and end at the completed section extending from Gardiner St and Gavey Street.

The path currently ends at a private parking lot and therefore remains gated and closed at its south end. Continuation of the walkway to the south requires a surface easement be established. Discussions have recently occurred with the current property owner who is agreeable to negotiating a formal easement with the City. This project issue is for the easement formalization, design and construction for works to extend a pedestrian facility south to Cloverleaf Drive so that the current walkway can be opened.

The scope of this project does not include extension of sidewalk on Millennium Parkway to Highway 62. A sidewalk strategy identifying and prioritizing missing links in the City's pedestrian network is currently being developed as part of the City's Transportation Master Plan 10-Year Review. It is anticipated sidewalk on Millennium Parkway will be recommended as a high priority.

Estimated Project Timeline:

Tender Date: Q1, 2026
Start Date: Q2, 2026
Completion Date: Q4, 2026

Project Components & Funding

	Budget	Funding
Roads / Roadside	\$ 200,000.00	Casino - Dev Infra
Sanitary Sewer		
Storm Sewer		
Water		
Bridges		
Buildings		
Vehicles / Equipment		
Other		
	<u>\$ 200,000.00</u>	

Supporting Information

Asset Management Plan

AMP Risk Assessment: N/A

	metric	impact
Level of Service metric impact(s)	N/A	N/A

Additional information / explanation:

Project Priority

Capital Project Prioritization Ranking: 48

(projects ranked based on City's Budget and Financial Control Policy - Appendix A)

Reasons/ Highlights for Capital Project Prioritization Ranking:

Construction would allow for the existing walkway installed as part of the subdivision to be opened and used as a route to Cloverleaf Drive.

Commitments Made

None

Operating Impacts

Description:

Additional operating and maintenance costs for new infrastructure (e.g. Winter Maintenance, Line Painting, Sweeping.)

Financial:

Asset Management Reserve Contribution required	\$	5,000
Additional Maintenance costs required	\$	2,000

2026 CAPITAL BUDGET JUSTIFICATION

Department: (select) Transportation & Operational Services **Budget Amount:** \$ 175,000.00
Division: (select) Operations **Budget Reference #:** 1.024
Category: (select) New Asset Acquisition/Development

Project Information

Project Name
Various Departments - Tools & Equipment

Project Detail, Justification & Reference Map

Various departments require consistent capital funding for the replacement of smaller capital items. These items include the purchase of tools, furniture and equipment to replace those that are used day-to-day. This is an annual Capital item.

	Fleet	General	Total
Transportation	25,000.00	30,000.00	55,000.00
Transit	25,000.00		25,000.00
Parks	15,000.00	30,000.00	45,000.00
Recreation		50,000.00	50,000.00
	65,000.00	110,000.00	175,000.00

Supporting Information

Asset Management Plan

AMP Risk Assessment: N/A

<i>Level of Service metric impact(s)</i>	<i>metric</i>	<i>impact</i>
	Keep	Maintain
	assets in state of good repair	

Additional information / explanation:

Project Priority

Capital Project Prioritization Ranking: 15

(projects ranked based on City's Budget and Financial Control Policy - Appendix A)

Reasons/ Highlights for Capital Project Prioritization Ranking:

Estimated Project Timeline:

Tender Date: Q1 - 2026
Start Date: Q1 - 2026
Completion Date: Q4 - 2026

Project Components & Funding

	<u>Budget</u>	<u>Funding</u>
Roads / Roadside		
Sanitary Sewer		
Storm Sewer		
Water		
Bridges		
Buildings		
Vehicles / Equipmen	175,000.00	Asset Mgmt/Prov. Gas Tax
Other		
	\$ 175,000.00	

Commitments Made

Annual program to maintain service level and keep assets in state of good repair

Operating Impacts

Description:
Requirements for maintaining City vehicles result in costs associated with tools for staff.

Financial:

2026 CAPITAL BUDGET JUSTIFICATION

Department: (select) **Transportation & Operational Services** **Budget Amount:** \$ 450,000.00
Division: (select) **Fleet Services** **Budget Reference #:** 1.025
Category: (select) **Asset Maintenance or Replacement**

Project Information

Project Name
 Unit 221-07 Loader Replacement

Project Detail, Justification & Reference Map

This request is to replace a current wheel loader, model year 2007 with over 21000 hours, that is at end of useful life. The wheel loader is used to pick up bulky goods, leaf & yard waste, loading trucks with salt/sand, and is outfitted with plow and wing for winter plowing. It is an essential piece of equipment to maintain many different levels of service provided to the residents.

Supporting Information

Asset Management Plan

AMP Risk Assessment:

Level of Service metric impact(s)	metric	impact
	Keep assets in a state of good repair	Maintain
	Operations and maintenance work is completed in a timely manner	Maintain

Additional information / explanation:
 Maintains current level of service.

Project Priority

Capital Project Prioritization Ranking:
 (projects ranked based on City's Budget and Financial Control Policy - Appendix A)

Reasons/ Highlights for Capital Project Prioritization Ranking:
 Critical for winter operations, loading trucks, the delivery of bulky good pickup and leaf & year services.

Estimated Project Timeline:
Tender Date: Q1 2026
Start Date: Q1 2026
Completion Date: Q4 2026

Commitments Made

Project Components & Funding

	Budget	Funding
Roads / Roadside		
Sanitary Sewer		
Storm Sewer		
Water		
Bridges		
Buildings		
Vehicles / Equipmen	450,000.00	Asset Mgmt
Other		
	\$ 450,000.00	

Operating Impacts

Description:
Financial:



2026 CAPITAL BUDGET JUSTIFICATION

Department: (select) **Transportation & Operational Services** **Budget Amount:** \$ 30,000.00
Division: (select) **Fleet Services** **Budget Reference #:** 1.026
Category: (select) **Asset Maintenance or Replacement**

Project Information

Project Name

Unit ST306-10 Message Board Replacement

Project Detail, Justification & Reference Map

This replaces Unit # ST306-10, a message sign board that is 15 years old. The message sign boards are required for road closures and other situations where traffic needs to be directed, or a message needs to be conveyed to the public for their safety and for staff safety working within the road closure.

Supporting Information

Asset Management Plan

AMP Risk Assessment:

Level of Service metric impact(s)	metric impact	
	Keep	Maintain
	assets in a state of good repair	

Additional information / explanation:
Maintains current level of service.

Project Priority

Capital Project Prioritization Ranking:

(projects ranked based on City's Budget and Financial Control Policy - Appendix A)

Estimated Project Timeline:

Tender Date: Q1 2026

Start Date: Q1 2026

Completion Date: Q3 2026

Reasons/ Highlights for Capital Project Prioritization Ranking:

Reliable message signs board is required for communication with the public and road users.

Project Components & Funding

	Budget	Funding
Roads / Roadside		
Sanitary Sewer		
Storm Sewer		
Water		
Bridges		
Buildings		
Vehicles / Equipmen	30,000.00	Asset Mgmt
Other		
	<u>\$ 30,000.00</u>	

Commitments Made

Operating Impacts

Description:

Financial:



2026 CAPITAL BUDGET JUSTIFICATION

Department: (select) **Transportation & Operational Services** **Budget Amount:** \$ 20,000.00
Division: (select) **Fleet Services** **Budget Reference #:** 1.027
Category: (select) **Asset Maintenance or Replacement**

Project Information

Project Name

Plow replacement - Unit 1234PU

Project Detail, Justification & Reference Map

Unit # 1234PU is due for replacement this year. This plow is used for a 3/4 ton truck to complete winter operations. Due to the age and condition from operating in harsh conditions, this fleet unit is at end of life and is due for replacement. This fleet asset is critical to the City's winter operations, and compliance with O.Reg 239/02, the Minimum Maintenance Standards.

Supporting Information

Asset Management Plan

AMP Risk Assessment: 20

<i>Level of Service metric impact(s)</i>	<i>metric</i>	<i>impact</i>
	Keep assets in a state of good repair	Maintain
	Operations and maintenance work is completed in a timely manner	Maintain

Additional information / explanation:

Average number of lane kilometers per road snow plow route.

Project Priority

Capital Project Prioritization Ranking: 35

(projects ranked based on City's Budget and Financial Control Policy - Appendix A)

Reasons/ Highlights for Capital Project Prioritization Ranking:

Critical for winter operations and compliance with O/Reg 239/02 MMS.

Estimated Project Timeline:

Tender Date: Q1 - 2026

Start Date: Q1 - 2026

Completion Date: Q3 - 2026

Project Components & Funding

	Budget	Funding
Roads / Roadside		
Sanitary Sewer		
Storm Sewer		
Water		
Bridges		
Buildings		
Vehicles / Equipmen	20,000.00	Asset Mgmt
Other		
	\$ 20,000.00	

Commitments Made

Operating Impacts

Description:

Financial:



2026 CAPITAL BUDGET JUSTIFICATION

Department: (select) **Transportation & Operational Services** **Budget Amount:** \$ 50,000.00
Division: (select) **Fleet Services** **Budget Reference #:** 1.028
Category: (select) **Asset Maintenance or Replacement**

Project Information

Project Name
Sweeper attachment 2294 Replacement

Project Detail, Justification & Reference Map

Unit SWEEPER 2294 is due to be replaced; this unit is an attachment for the loader. It is an essential item for completing spring cleanup activities. It is at end of life and is due for replacement.

Supporting Information

Asset Management Plan

AMP Risk Assessment: 20

<i>Level of Service metric impact(s)</i>	<i>metric</i>	<i>impact</i>
Keep assets in a state of good repair	20	Maintain
Operations and maintenance work is completed in a timely manner		Maintain

Additional information / explanation:

Project Priority

Capital Project Prioritization Ranking: 25

(projects ranked based on City's Budget and Financial Control Policy - Appendix A)

Reasons/ Highlights for Capital Project Prioritization Ranking:
Higher maintenance costs to maintain and is required for completing maintenance activities.

Commitments Made

Estimated Project Timeline:

Tender Date: Q1 - 2026
Start Date: Q1 - 2026
Completion Date: Q3 - 2026


Project Components & Funding

	<i>Budget</i>	<i>Funding</i>
Roads / Roadside		
Sanitary Sewer		
Storm Sewer		
Water		
Bridges		
Buildings		
Vehicles / Equipmen	50,000.00	Asset Mgmt
Other		
	<u>\$ 50,000.00</u>	

Operating Impacts

Description:

Financial:



2026 CAPITAL BUDGET JUSTIFICATION

Department: (select) **Transportation & Operational Services** **Budget Amount:** \$ 245,000.00
Division: (select) **Fleet Services** **Budget Reference #:** 1.029
Category: (select) **Asset Maintenance or Replacement**

Project Information

Project Name

Unit 238-16 Sidewalk Machine Replacement

Project Detail, Justification & Reference Map

This is a replacement for Unit 238-16, a 2016 trackless sidewalk machine. Due to the age and condition of this piece of equipment as a result of operating in harsh conditions, this fleet unit is at end of life and is due for replacement. This asset is critical to the City's winter operations, and compliance with O.Reg 239/02, the Minimum Maintenance Standards.

Supporting Information

Asset Management Plan

AMP Risk Assessment: 16

<i>Level of Service metric impact(s)</i>	<i>metric</i>	<i>impact</i>
	Keep assets in a state of good repair	Maintain
	Operations and maintenance work is completed in a timely manner	Maintain

Additional information / explanation:
 Critical for winter operations and compliance with O/Reg 239/02 MMS. Average number of kilometers per sidewalk snowplow route - maintains current service level.

Project Priority

Capital Project Prioritization Ranking: 35

(projects ranked based on City's Budget and Financial Control Policy - Appendix A)

Reasons/ Highlights for Capital Project Prioritization Ranking:
 significant hazards to the general public, past serviceable use.

Commitments Made

Operating Impacts

Description:

Financial:

Estimated Project Timeline:

Tender Date: Q1 - 2026

Start Date: Q1 - 2026

Completion Date: Q3 - 2026

Project Components & Funding

	<i>Budget</i>	<i>Funding</i>
Roads / Roadside		
Sanitary Sewer		
Storm Sewer		
Water		
Bridges		
Buildings		
Vehicles / Equipmen	245,000.00	Asset Mgmt
Other		
	<u>\$ 245,000.00</u>	



2026 CAPITAL BUDGET JUSTIFICATION

Department: (select) **Transportation & Operational Services** **Budget Amount:** \$ 245,000.00
Division: (select) **Fleet Services** **Budget Reference #:** 1.030
Category: (select) **Asset Maintenance or Replacement**

Project Information

Project Name

Unit 239-16 Sidewalk Machine Replacement

Project Detail, Justification & Reference Map

This is a replacement for Unit 239-16, a 2016 trackless sidewalk machine. Due to the age and condition of this piece of equipment as a result of operating in harsh conditions, this fleet unit is at end of life and is due for replacement. This asset is critical to the City's winter operations, and compliance with O.Reg 239/02, the Minimum Maintenance Standards.

Supporting Information

Asset Management Plan

AMP Risk Assessment: 16

<i>Level of Service metric impact(s)</i>	<i>metric</i>	<i>impact</i>
Keep assets in a state of good repair	Operations and maintenance work is completed in a timely manner	Maintain

Additional information / explanation:

Critical for winter operations and compliance with O/Reg 239/02 MMS.

Average number of kilometers per sidewalk snowplow route - maintains current service level.

Project Priority

Capital Project Prioritization Ranking: 35

(projects ranked based on City's Budget and Financial Control Policy - Appendix A)

Reasons/ Highlights for Capital Project Prioritization Ranking:

significant hazards to the general public, past serviceable use

Commitments Made

Estimated Project Timeline:

Tender Date: Q1 - 2026

Start Date: Q1- 2026

Completion Date: Q3 - 2026

Project Components & Funding

	Budget	Funding
Roads / Roadside		
Sanitary Sewer		
Storm Sewer		
Water		
Bridges		
Buildings		
Vehicles / Equipmen	245,000.00	Asset Mgmt
Other		
	<u>\$ 245,000.00</u>	

Operating Impacts

Description:

Financial:



2026 CAPITAL BUDGET JUSTIFICATION

Department: (select) **Transportation & Operational Services** **Budget Amount:** \$ 420,000.00
Division: (select) **Fleet Services** **Budget Reference #:** 1.031
Category: (select) **Asset Maintenance or Replacement**

Project Information

Project Name
Unit 206-15 Single Axle Plow Truck Replacement

Project Detail, Justification & Reference Map

This is a replacement for Unit 206-15, a 2015 single axle plow truck with an odometer reading of 110185 km. Due to the age and condition from operating in harsh conditions, this fleet unit is at end of life and is due for replacement. This fleet asset is critical to the City's winter operations, and compliance with O.Reg 239/02, the Minimum Maintenance Standards.

Supporting Information

Asset Management Plan

AMP Risk Assessment: 16

Level of Service metric impact(s)	metric	impact
	Keep assets in a state of good repair	Maintain
	Operations and maintenance work is completed in a timely manner	Maintain

Additional information / explanation:
Average number of lane kilometers per road snow-plow route: maintains current level of service.

Project Priority

Capital Project Prioritization Ranking: 30
(projects ranked based on City's Budget and Financial Control Policy - Appendix A)

Reasons/ Highlights for Capital Project Prioritization Ranking:
Critical for winter operations and compliance with O/Reg 239/02 MMS.

Estimated Project Timeline:

Tender Date: Q1 2026
Start Date: Q1 2026
Completion Date: Q4 2027

Commitments Made

Project Components & Funding

	Budget	Funding
Roads / Roadside		
Sanitary Sewer		
Storm Sewer		
Water		
Bridges		
Buildings		
Vehicles / Equipmen	420,000.00	
Other		
	<u>\$ 420,000.00</u>	

Operating Impacts

Description:

Financial:



2026 CAPITAL BUDGET JUSTIFICATION

Department: (select) **Transportation & Operational Services** **Budget Amount:** \$ 420,000.00
Division: (select) **Fleet Services** **Budget Reference #:** 1.032
Category: (select) **Asset Maintenance or Replacement**

Project Information

Project Name
Unit 211-16 Single Axle Plow Truck Replacement

Project Detail, Justification & Reference Map

This is a replacement for Unit 211-16, a 2016 single axle plow truck with an odometer reading of 70665 km. Due to the age and condition from operating in harsh conditions, this fleet unit is at end of life and is due for replacement. This fleet asset is critical to the City's winter operations, and compliance with O.Reg 239/02, the Minimum Maintenance Standards.

Supporting Information

Asset Management Plan

AMP Risk Assessment:

<i>Level of Service metric impact(s)</i>	<i>metric</i>	<i>impact</i>
Keep assets in a state of good repair	Operations and maintenance work is completed in a timely manner	Maintain
		Maintain

Additional information / explanation:
Maintains current level of service.

Project Priority

Capital Project Prioritization Ranking:

(projects ranked based on City's Budget and Financial Control Policy - Appendix A)

Reasons/ Highlights for Capital Project Prioritization Ranking:
Critical for winter operations and compliance with O/Reg 239/02 MMS.

Estimated Project Timeline:

Tender Date:
Start Date:
Completion Date:

Commitments Made


Project Components & Funding

	<i>Budget</i>	<i>Funding</i>
Roads / Roadside		
Sanitary Sewer		
Storm Sewer		
Water		
Bridges		
Buildings		
Vehicles / Equipmen	420,000.00	Asset Mgmt.
Other		
	<u>\$ 420,000.00</u>	

Operating Impacts

Description:

Financial:



2026 CAPITAL BUDGET JUSTIFICATION

Department: (select) **Transportation & Operational Services** **Budget Amount:** \$ 420,000.00
Division: (select) **Fleet Services** **Budget Reference #:** 1.033
Category: (select) **Asset Maintenance or Replacement**

Project Information

Project Name
Unit 214-16 Single Axle Plow Truck Replacement

Project Detail, Justification & Reference Map

This is a replacement for Unit 214-16, a 2016 single axle plow truck with an odometer reading of 104321 km. Due to the age and condition from operating in harsh conditions, this fleet unit is at end of life and is due for replacement. This fleet asset is critical to the City's winter operations, and compliance with O.Reg 239/02, the Minimum Maintenance Standards.

Supporting Information

Asset Management Plan

AMP Risk Assessment: 16

<i>Level of Service metric impact(s)</i>	<i>metric</i>	<i>impact</i>
Keep assets in a state of good repair	Operations and maintenance work is completed in a timely manner	Maintain
		Maintain

Additional information / explanation:
Maintains current level of service.

Project Priority

Capital Project Prioritization Ranking: 30

(projects ranked based on City's Budget and Financial Control Policy - Appendix A)

Reasons/ Highlights for Capital Project Prioritization Ranking:
Critical for winter operations and compliance with O/Reg 239/02 MMS.

Estimated Project Timeline:

Tender Date: Q1 2026
Start Date: Q1 2026
Completion Date: Q4 2027

Commitments Made

Project Components & Funding

	Budget	Funding
Roads / Roadside		
Sanitary Sewer		
Storm Sewer		
Water		
Bridges		
Buildings		
Vehicles / Equipmen	420,000.00	Asset Mgmt.
Other		
	<u>\$ 420,000.00</u>	

Operating Impacts

Description:

Financial:



2026 CAPITAL BUDGET JUSTIFICATION

Department: (select) Transportation & Operational Services **Budget Amount:** \$ 60,000.00
Division: (select) Fleet Services **Budget Reference #:** 1.034
Category: (select) Asset Maintenance or Replacement

Project Information

Project Name
Unit 260-16 Flail Mower Replacement

Project Detail, Justification & Reference Map
This is a replacement for Unit 260-16, a piece of equipment for a trackless machine - flail arm and dual tire. Due to the age and condition from operating in harsh conditions, this fleet unit is at end of life and is due for replacement. This fleet asset is essential for completing roadside mowing operations.

Supporting Information

Asset Management Plan
AMP Risk Assessment: 16

	<i>metric</i>	<i>impact</i>
Level of Service metric impact(s)	Keep	Maintain
	assets in a state of good repair	

Additional information / explanation:

Project Priority

Capital Project Prioritization Ranking: 25
(projects ranked based on City's Budget and Financial Control Policy - Appendix A)

Estimated Project Timeline:

Tender Date: Q1 - 2026
Start Date: Q1 - 2026
Completion Date: Q3 - 2026

Reasons/ Highlights for Capital Project Prioritization Ranking:
Continue to maintain service level and sightline concerns, result in less downtime for maintenance and repairs.

Project Components & Funding

	<i>Budget</i>	<i>Funding</i>
Roads / Roadside		
Sanitary Sewer		
Storm Sewer		
Water		
Bridges		
Buildings		
Vehicles / Equipmen	60,000.00	Asset Mgmt.
Other		
	\$ 60,000.00	

Commitments Made

Operating Impacts
Description:

Financial:

2026 CAPITAL BUDGET JUSTIFICATION

Department: (select) **Transportation & Operational Services** **Budget Amount:** \$ 475,000.00
Division: (select) **Fleet Services** **Budget Reference #:** 1.035
Category: (select) **Asset Maintenance or Replacement**

Project Information

Project Name

Unit 218-16 Street Sweeper Replacement

Project Detail, Justification & Reference Map

This request is to replace Unit 218-16, a model year 2016 street sweeper with 7169 hours. The street sweeper is utilized daily during non-winter months to clean up any the debris off the roadways and parking lots to help keep them safer and cleaner for residents. This machine is at end of life due to its age and condition.

Supporting Information

Asset Management Plan

AMP Risk Assessment: 16

Level of Service metric impact(s)	metric	impact
	Keep assets in a state of good repair	

Additional information / explanation:
Maintains current level of service.

Project Priority

Capital Project Prioritization Ranking: 15
(projects ranked based on City's Budget and Financial Control Policy - Appendix A)

Reasons/ Highlights for Capital Project Prioritization Ranking:
A more reliable unit would help maintain the level of service being provided by reducing the downtime for repairs and breakdowns.

Estimated Project Timeline:
Tender Date: Q1 2026
Start Date: Q1 2026
Completion Date: Q4 2026

Commitments Made

Project Components & Funding

	Budget	Funding
Roads / Roadside		
Sanitary Sewer		
Storm Sewer		
Water		
Bridges		
Buildings		
Vehicles / Equipmen	475,000.00	Asset Mgmt
Other		
	<u>\$ 475,000.00</u>	

Operating Impacts

Description:

Financial:



2026 CAPITAL BUDGET JUSTIFICATION

Department: (select) **Transportation & Operational Services** **Budget Amount:** \$ 380,000.00
Division: (select) **Fleet Services** **Budget Reference #:** 1.036
Category: (select) **Asset Maintenance or Replacement**

Project Information

Project Name

Unit 195-15 Pickup Truck Replacement and Upgrade

Project Detail, Justification & Reference Map

This is to replace Unit # 195-15, a 2015 model year Ford F550 Super Duty 4WD V10 Chipper Truck with a dumping box that tows a woodchipper. This truck is used daily for maintenance of the tree canopy within the municipality. The current truck is at end of life due to its age and condition. Also used daily is a aerial bucket truck leased from SparkPower. The suggested replacement would be a combination aerial bucket truck with the dumping chip box; that would be dual purpose and can be used for overhead tree maintenance and tow the chipper and haul chips. This style of truck would replace the current asset due for replacement and eliminate the need to lease the aerial bucket truck. Furthermore, this will enhance its usage to allow for tree removal.

Supporting Information

Asset Management Plan

AMP Risk Assessment: 16

<i>Level of Service metric impact(s)</i>	<i>metric</i>	<i>impact</i>
Provide sufficient roadside and traffic ops capacity where and when needed		Increase
Keep assets in a state of good repair		Maintain

Additional information / explanation:
Maintains current level of service.

Project Priority

Capital Project Prioritization Ranking: 10

(projects ranked based on City's Budget and Financial Control Policy - Appendix A)

Reasons/ Highlights for Capital Project Prioritization Ranking:
Continue to maintain tree canopy and subsequent service level, result in less downtime for maintenance and repairs.

Commitments Made

Estimated Project Timeline:

Tender Date: Q1 2026
Start Date: Q1 2026
Completion Date: Q3 2026

Project Components & Funding

	<i>Budget</i>	<i>Funding</i>
Roads / Roadside		
Sanitary Sewer		
Storm Sewer		
Water		
Bridges		
Buildings		
Vehicles / Equipmen	380,000.00	Asset Mgmt
Other		
	\$ 380,000.00	

Operating Impacts

Description:
There would be operating cost reductions as the proposed repalcement would be more efficient to operate, less costly for maintenance and repairs, and would also eliminate the need to lease an aerial bucket truck that is currently being used for tree maintenance.

Financial:



2026 CAPITAL BUDGET JUSTIFICATION

Department: (select) **Transportation & Operational Services** **Budget Amount:** \$ 130,000.00
Division: (select) **Fleet Services** **Budget Reference #:** 1.037
Category: (select) **Asset Maintenance or Replacement**

Project Information

Project Name

Unit 171-15 Wood Chipper Replacement

Project Detail, Justification & Reference Map

This request is to replace the current 2015 wood chipper with an equivalent new model. The chipper is used daily, year-round for tree maintenance all around the municipality as well as for response to storms that result in downed trees and branches. It is critical for keeping the road allowances clear of potential safety hazards. The currently model is at end of useful life.

Supporting Information

Asset Management Plan

AMP Risk Assessment: 16

<i>Level of Service metric impact(s)</i>	<i>metric</i>	<i>impact</i>
	Keep	Maintain
	assets in a state of good repair	

Additional information / explanation:
Maintains current level of service.

Project Priority

Capital Project Prioritization Ranking: 10
(projects ranked based on City's Budget and Financial Control Policy - Appendix A)

Reasons/ Highlights for Capital Project Prioritization Ranking:
Requires for maintenance of the City tree canopy.

Estimated Project Timeline:

Tender Date: Q1 2026
Start Date: Q1 2026
Completion Date: Q4 2026

Commitments Made

Project Components & Funding

	<i>Budget</i>	<i>Funding</i>
Roads / Roadside		
Sanitary Sewer		
Storm Sewer		
Water		
Bridges		
Buildings		
Vehicles / Equipmen	130,000.00	Asset Mgmt
Other		
	\$ 130,000.00	

Operating Impacts

Description:

Financial:



2026 CAPITAL BUDGET JUSTIFICATION

Department: (select) **Transportation & Operational Services** **Budget Amount:** \$ 20,000.00
Division: (select) **Operations** **Budget Reference #:** 1.038
Category: (select) **Asset Maintenance or Replacement**

Project Information

Project Name
Packer #2 Replacement

Project Detail, Justification & Reference Map
The Unit #Packer 02 is due for replacement, it is a plate packer required for road maintenance. The current packer is at end of life and needs to be replaced.

Supporting Information

Asset Management Plan
AMP Risk Assessment: 16

	<i>metric</i>	<i>impact</i>
Level of Service metric impact(s)	Keep assets in a state of good repair	Maintain

Additional information / explanation:

Project Priority

Capital Project Prioritization Ranking: 15
(projects ranked based on City's Budget and Financial Control Policy - Appendix A)

Estimated Project Timeline:

Tender Date: Q1 - 2026
Start Date: Q2 - 2026
Completion Date: Q3 - 2026

Reasons/ Highlights for Capital Project Prioritization Ranking:
Unit will result in continued road maintenance level of service requirements.

Project Components & Funding

	<i>Budget</i>	<i>Funding</i>
Roads / Roadside		
Sanitary Sewer		
Storm Sewer		
Water		
Bridges		
Buildings		
Vehicles / Equipmen	20,000.00	Asset Mgmt.
Other		
	<u>\$ 20,000.00</u>	

Commitments Made

Operating Impacts
Description:

Financial:



2026 CAPITAL BUDGET JUSTIFICATION

Department: (select) **Transportation & Operational Services** **Budget Amount:** \$ 350,000.00
Division: (select) **Parks** **Budget Reference #:** 1.039
Category: (select) **Asset Maintenance or Replacement**

Project Information

Project Name

Unit 264-14 Bucket Truck Replacement

Project Detail, Justification & Reference Map

This replaces Unit # 264-14, a bucket truck that is 12 years old with an odometer reading of 58671 km. This truck is used daily for overhead maintenance of street lights, signs, and signalized intersections.

Supporting Information

Asset Management Plan

AMP Risk Assessment:

Level of Service metric impact(s)	metric	impact
	Keep assets in a state of good repair	

Additional information / explanation:
Maintains current level of service.

Project Priority

Capital Project Prioritization Ranking:

(projects ranked based on City's Budget and Financial Control Policy - Appendix A)

Estimated Project Timeline:

Tender Date: Q1 2026
Start Date: Q1 2026
Completion Date: Q4 2026

Reasons/ Highlights for Capital Project Prioritization Ranking:
Unit is critical for providing maintenance

Project Components & Funding

	Budget	Funding
Roads / Roadside		
Sanitary Sewer		
Storm Sewer		
Water		
Bridges		
Buildings		
Vehicles / Equipmen	350,000.00	Asset Mgmt
Other		
	\$ 350,000.00	

Commitments Made

Operating Impacts

Description:

Financial:



2026 CAPITAL BUDGET JUSTIFICATION

Department: (select) **Transportation & Operational Services** **Budget Amount:** \$ 215,000.00
Division: (select) **Parks** **Budget Reference #:** 1.040
Category: (select) **Asset Maintenance or Replacement**

Project Information

Project Name

Unit 247-16 Sweeper Replacement

Project Detail, Justification & Reference Map

This request is to replace Unit 247-16, a model year 2016. This machine is at end of life due to its age and condition. Currently Unit # 247-16 is a sweeper for cleaning trails in the parks and open spaces. Operations staff can maintain the level of service of trail cleaning with existing equipment and recommend replacing this sweeper with a wide area mower to help improve the efficiency by maintaining the sports fields and open spaces.

Supporting Information

Asset Management Plan

AMP Risk Assessment:

Level of Service metric impact(s)	metric impact	
	Keep	Maintain
	assets in a state of good repair	

Additional information / explanation:
Maintains current level of service.

Project Priority

Capital Project Prioritization Ranking:
(projects ranked based on City's Budget and Financial Control Policy - Appendix A)

Estimated Project Timeline:
Tender Date: Q1 2026
Start Date: Q1 2026
Completion Date: Q3 2026

Reasons/ Highlights for Capital Project Prioritization Ranking:
Continue to maintain service level, result in less downtime for maintenance

Project Components & Funding

Commitments Made

	Budget	Funding
Roads / Roadside		
Sanitary Sewer		
Storm Sewer		
Water		
Bridges		
Buildings		
Vehicles / Equipmen	215,000.00	Asset Mgmt
Other		
	\$ 215,000.00	

Operating Impacts

Description:

Financial:



2026 CAPITAL BUDGET JUSTIFICATION

Department: (select) **Transportation & Operational Services** **Budget Amount:** \$ 215,000.00
Division: (select) **Parks** **Budget Reference #:** 1.041
Category: (select) **Asset Maintenance or Replacement**

Project Information

Project Name
Unit 273-14 Wide Area Mower Replacement

Project Detail, Justification & Reference Map
This request is to replace Unit 273-14, a model year 2014 wide area mower with 4,874 hours on it. This machine is at end of life due to its age and condition. It is an essential piece of equipment used to maintain level of service for City property including boulevards and parks.

Supporting Information

Asset Management Plan
AMP Risk Assessment: 15

	<i>metric</i>	<i>impact</i>
Level of Service metric impact(s)	Keep assets in a state of good repair	Maintain

Additional information / explanation:
Provide access to parklands for the whole community.

Project Priority

Capital Project Prioritization Ranking: 25
(projects ranked based on City's Budget and Financial Control Policy - Appendix A)

Estimated Project Timeline:

Tender Date: Q1 2026
Start Date: Q1 2026
Completion Date: Q3 2026

Reasons/ Highlights for Capital Project Prioritization Ranking:
Continue to maintain grass maintenance service level, result in less downtime for maintenance and repairs.

Project Components & Funding

	<i>Budget</i>	<i>Funding</i>
Roads / Roadside		
Sanitary Sewer		
Storm Sewer		
Water		
Bridges		
Buildings		
Vehicles / Equipmen	215,000.00	Asset Mgmt
Other		
	\$ 215,000.00	

Commitments Made

Operating Impacts
Description:

Financial:



2026 CAPITAL BUDGET JUSTIFICATION

Department: (select) **Transportation & Operational Services** **Budget Amount:** \$ 75,000.00
Division: (select) **Parks** **Budget Reference #:** 1.042
Category: (select) **Asset Maintenance or Replacement**

Project Information

Project Name

Unit 266-14 Tractor Replacement

Project Detail, Justification & Reference Map

This request is to replace a 2014 Kubota tractor, that is at end of useful life. This tractor is used for various activities includes a bucket, broom for sweeping and blade and blower for winter operations. It is an important piece of equipment to maintain many different levels of service provided to the residents.

Supporting Information

Asset Management Plan

AMP Risk Assessment:

Level of Service metric impact(s)	metric	impact
	Keep assets in a state of good repair	

Additional information / explanation:
Maintains current level of service.

Project Priority

Capital Project Prioritization Ranking:
(projects ranked based on City's Budget and Financial Control Policy - Appendix A)

Estimated Project Timeline:

Tender Date:	<u>Q1 2026</u>
Start Date:	<u>Q1 2026</u>
Completion Date:	<u>Q3 2026</u>

Reasons/ Highlights for Capital Project Prioritization Ranking:
Important asset used for winter operations, spring sweeping services.

Project Components & Funding

	Budget	Funding
Roads / Roadside		
Sanitary Sewer		
Storm Sewer		
Water		
Bridges		
Buildings		
Vehicles / Equipmen	75,000.00	Asset Mgmt
Other		
	\$ 75,000.00	

Commitments Made

Operating Impacts

Description:

Financial:



2026 CAPITAL BUDGET JUSTIFICATION

Department: (select) **Transportation & Operational Services** **Budget Amount:** \$ 140,000.00
Division: (select) **Parks** **Budget Reference #:** 1.043
Category: (select) **Asset Maintenance or Replacement**

Project Information

Project Name

Unit 255-10 Service Pickup Truck Replacement

Project Detail, Justification & Reference Map

This is a replacement for unit # 255-10, 2010 Ford Service Truck. It is the oldest truck in the fleet and was previously deferred. This unit is an important asset for ensuring mechanics are able to provide mobile services for equipment in the field.

Supporting Information

Asset Management Plan

AMP Risk Assessment: 15

<i>Level of Service metric impact(s)</i>	<i>metric</i>	<i>impact</i>
Keep assets in a state of good repair	Keep	Maintain

Additional information / explanation:

Project Priority

Capital Project Prioritization Ranking: 10

(projects ranked based on City's Budget and Financial Control Policy - Appendix A)

Reasons/ Highlights for Capital Project Prioritization Ranking:
 Project allows for the continuation of services to be provided by being able to provide maintenance to equipment in the field resulting in less downtime.

Commitments Made

Estimated Project Timeline:

Tender Date: Q1 - 2026

Start Date: Q1 - 2026

Completion Date: Q4 - 2026

Project Components & Funding

	<i>Budget</i>	<i>Funding</i>
Roads / Roadside		
Sanitary Sewer		
Storm Sewer		
Water		
Bridges		
Buildings		
Vehicles / Equipmen	140,000.00	Asset Mgmt
Other		
	\$ 140,000.00	

Operating Impacts

Description:

Financial:



2026 CAPITAL BUDGET JUSTIFICATION

Department: (select) **Transportation & Operational Services** **Budget Amount:** \$ 290,000.00
Division: (select) **Parks** **Budget Reference #:** 1.044
Category: (select) **Asset Maintenance or Replacement**

Project Information

Project Name

Unit 261-16 Garbage Truck Replacement

Project Detail, Justification & Reference Map

This is a replacement for Unit 261-16, a 2016 garbage truck with an odometer reading of 120,000 km. Due to the age and condition from operating in harsh conditions through all months of the year, this fleet unit is at end of life and is due for replacement. This fleet asset is critical to ensuring the City's cleanliness by maintaining waste receptacles on a scheduled basis. When there are breakdowns associated with this unit, it results in costly downtime.

Supporting Information

Asset Management Plan

AMP Risk Assessment: 12

<i>Level of Service metric impact(s)</i>	<i>metric</i>	<i>impact</i>
	Keep	Maintain
	assets in a state of good repair	

Additional information / explanation:

Project Priority

Capital Project Prioritization Ranking: 30

(projects ranked based on City's Budget and Financial Control Policy - Appendix A)

Estimated Project Timeline:

Tender Date: Q1 - 2026
Start Date: Q1 - 2026
Completion Date: Q1 - 2027

Reasons/ Highlights for Capital Project Prioritization Ranking:

Unit is used as a means to maintain City cleanliness and is required to be operable for continuous use.

Project Components & Funding

	<i>Budget</i>	<i>Funding</i>
Roads / Roadside		
Sanitary Sewer		
Storm Sewer		
Water		
Bridges		
Buildings		
Vehicles / Equipmen	290,000.00	Asset Mgmt
Other		
	\$ 290,000.00	

Commitments Made

Operating Impacts

Description:

Financial:

2026 CAPITAL BUDGET JUSTIFICATION

Department: (select) **Transportation & Operational Services** **Budget Amount:** \$ 40,000.00
Division: (select) **Parks** **Budget Reference #:** 1.045
Category: (select) **Asset Maintenance or Replacement**

Project Information

Project Name
Unit 276-16 Zero Turn Mower Replacement

Project Detail, Justification & Reference Map
This request is to replace Unit 276-16, a model year 2016 zero turn mower with 1,318 hours on it. This machine is at end of life due to its age and condition. It is an essential piece of equipment used to maintain level of service for City property including boulevards and parks.

Supporting Information

Asset Management Plan
AMP Risk Assessment: 12

	<i>metric</i>	<i>impact</i>
Level of Service metric impact(s)	Keep assets in a state of good repair	Maintain

Additional information / explanation:
Provide access to parklands for the whole community.

Project Priority

Capital Project Prioritization Ranking: 15
(projects ranked based on City's Budget and Financial Control Policy - Appendix A)

Estimated Project Timeline:

Tender Date: Q1 2026
Start Date: Q1 2026
Completion Date: Q3 2026

Reasons/ Highlights for Capital Project Prioritization Ranking:
Continue to maintain grass maintenance service level, result in less downtime for maintenance and repairs.

Project Components & Funding

	<i>Budget</i>	<i>Funding</i>
Roads / Roadside		
Sanitary Sewer		
Storm Sewer		
Water		
Bridges		
Buildings		
Vehicles / Equipmen	40,000.00	Asset Mgmt
Other		
	\$ 40,000.00	

Commitments Made

Operating Impacts

Description:

Financial:



2026 CAPITAL BUDGET JUSTIFICATION

Department: (select) **Transportation & Operational Services**
 Division: (select) **Parks**
 Category: (select) **Asset Maintenance or Replacement**

Budget Amount: \$40,000.00
 Budget Reference #: 1.046

Project Information

Project Name

Unit 277-16 Zero Turn Mower Replacement

Project Detail, Justification & Reference Map

This request is to replace Unit 277-16, a model year 2016 zero turn mower with 1,318 hours on it. This machine is at end of life due to its age and condition. It is an essential piece of equipment used to maintain level of service for City property including boulevards and parks.

Supporting Information

Asset Management Plan

AMP Risk Assessment: 12

Level of Service	metric	impact
	Keep	Maintain
	assets in a	
	state of	
	good repair	

Additional information / explanation:
 Provide access to parklands for the whole community.

Project Priority

Capital Project Prioritization Ranking: 15

(projects ranked based on City's Budget and Financial Control Policy - Appendix A)
 "Provide access to Park amenities and programs for the whole community", a
 Reasons/ Highlights for Capital Project Prioritization Ranking:
 Continue to maintain grass maintenance service level, result in less downtime for maintenance and repairs.

Estimated Project Timeline:

Tender Date: 01-Apr-25
 Start Date: 01-Aug-25
 Completion Date: 01-Nov-25

Project Components & Funding

	<u>Budget</u>	<u>Funding</u>
Roads / Roadside		
Sanitary Sewer		
Storm Sewer		
Water		
Bridges		
Buildings		
Vehicles / Equipmen	\$40,000.00	Asset Mgmt
Other		
	<u>\$40,000.00</u>	

Commitments Made

Operating Impacts

Description:

Financial:



2026 CAPITAL BUDGET JUSTIFICATION

Department: (select) **Transportation & Operational Services** **Budget Amount:** \$ 10,000.00
Division: (select) **Parks** **Budget Reference #:** 1.047
Category: (select) **Asset Maintenance or Replacement**

Project Information

Project Name

Unit T308-15 Trailer Replacement

Project Detail, Justification & Reference Map

This is a replacement for Unit # T308-15. This unit is showing wear and tear and is used every day to haul sports field maintenance equipment. Costs for maintenance will continue to rise as a result of aging equipment.

Supporting Information

Asset Management Plan

AMP Risk Assessment: 12

<i>Level of Service metric impact(s)</i>	<i>metric</i>	<i>impact</i>
Keep assets in a state of good repair	Keep	Maintain

Additional information / explanation:

Project Priority

Capital Project Prioritization Ranking: 13

(projects ranked based on City's Budget and Financial Control Policy - Appendix A)

Reasons/ Highlights for Capital Project Prioritization Ranking:
 Costs for maintenance will continue to rise as a result of aging equipment.

Estimated Project Timeline:

Tender Date: Q1 - 2026

Start Date: Q1 - 2026

Completion Date: Q3 - 2026

Project Components & Funding

	<i>Budget</i>	<i>Funding</i>
Roads / Roadside		
Sanitary Sewer		
Storm Sewer		
Water		
Bridges		
Buildings		
Vehicles / Equipmen	10,000.00	Asset Mgmt
Other		
	\$ 10,000.00	

Commitments Made

Operating Impacts

Description:

Financial:



2026 CAPITAL BUDGET JUSTIFICATION

Department: (select) **Transportation & Operational Services** **Budget Amount:** \$ 10,000.00
Division: (select) **Parks** **Budget Reference #:** 1.048
Category: (select) **Asset Maintenance or Replacement**

Project Information

Project Name

Unit T305-16 Trailer Replacement

Project Detail, Justification & Reference Map

This is a replacement for Unit # T305-16. This unit is showing wear and tear and is used every day to haul sports field maintenance equipment. Costs for maintenance will continue to rise as a result of aging equipment.

Supporting Information

Asset Management Plan

AMP Risk Assessment: 12

Level of Service metric impact(s)	metric	impact
	Keep	Maintain
	assets in a	
	state of	
	good repair	

Additional information / explanation:

Project Priority

Capital Project Prioritization Ranking: 13

(projects ranked based on City's Budget and Financial Control Policy - Appendix A)

Reasons/ Highlights for Capital Project Prioritization Ranking:
 Costs for maintenance will continue to rise as a result of aging equipment.

Estimated Project Timeline:

Tender Date: Q1 - 2026

Start Date: Q1 - 2026

Completion Date: Q3 - 2026

Project Components & Funding

	<u>Budget</u>	<u>Funding</u>
Roads / Roadside		
Sanitary Sewer		
Storm Sewer		
Water		
Bridges		
Buildings		
Vehicles / Equipmen	10,000.00	Asset Mgmt.
Other		
	<u>\$ 10,000.00</u>	

Commitments Made

Operating Impacts

Description:

Financial:



2026 CAPITAL BUDGET JUSTIFICATION

Department: (select) **General Government**
 Division: (select) **Corporate Services**
 Category: (select) **Asset Maintenance or Replacement**

Budget Amount: \$ -
 Budget Reference #: 1.049

Project Information

Project Name

Unit #003-04 Pickup to be replaced with BFD2-16 (below)

Project Detail, Justification & Reference Map

This is a Bylaw vehicle used by Bylaw Enforcement staff. It is a 2004, Chevrolet Silverado, it is over 20 years old and it is due for replacement. It was previously a vehicle used by Belleville Fire that was replaced. This has been in the shop for various repairs to keep it on the road and it is becoming costly to repair and maintain.

The Belleville Fire Service is proposing a replacement of BFD2-16 Pickup in the Proposed 2026 Capital Budget. This unit will be retained and deployed to the bylaw department. Unit 003-04 will be disposed.

Supporting Information

Asset Management Plan

AMP Risk Assessment: 15

Level of Service metric impact(s)	metric impact	
	Keep	Maintain
	assets in a state of good repair	

Additional information / explanation:

Project Priority

Capital Project Prioritization Ranking: 35

(projects ranked based on City's Budget and Financial Control Policy - Appendix A)

Estimated Project Timeline:

Tender Date: Q1 - 2026
 Start Date: Q1 - 2026
 Completion Date: Q4 - 2026

Reasons/ Highlights for Capital Project Prioritization Ranking:

Bylaw Enforcement staff are required to attend to various locations to deal with concerns, a new unit will assist with the continued efforts of Bylaw Enforcement.

Project Components & Funding

Commitments Made

	<u>Budget</u>	<u>Funding</u>
Roads / Roadside		
Sanitary Sewer		
Storm Sewer		
Water		
Bridges		
Buildings		
Vehicles / Equipment		
Other		
	\$	-

Operating Impacts

Description:

Financial:

2026 CAPITAL BUDGET JUSTIFICATION

Department: (select) **Transportation & Operational Services**
Division: (select) **Transit**
Category: (select) **Asset Maintenance or Replacement**

Budget Amount: \$ 1,480,000.00
Budget Reference #: 1.050

Project Information

Project Name
 Unit 0862 Conventional Transit Bus Replacement / Upgrade to Hybrid

Supporting Information

Asset Management Plan

AMP Risk Assessment: 25

Project Detail, Justification & Reference Map

Unit #0862 is a 2008 model year conventional diesel bus that has exceeded 17 years in active service—well beyond the transit industry’s standard life expectancy of 12 years for this vehicle type. The unit has logged over 1,000,000 kilometers and is in a severely deteriorated state. While the engine has been replaced, most other critical systems continue to fail. Of particular concern is the vehicle’s electrical system. The aging and brittle wiring makes even routine repairs inefficient and unreliable. Additionally, the bus doors require major refurbishment, with parts that are increasingly expensive and difficult to source due to model obsolescence. The cumulative effect of these ongoing issues results in frequent and costly downtime, pulling the unit off the road for extended periods and reducing service availability for passengers. The reliability concerns and maintenance demands of this aging vehicle justify its retirement from active service. In alignment with the City’s sustainability goals and broader climate action initiatives, this replacement will support the ongoing transition from diesel-powered buses to low-emission hybrid-electric models. Investing in hybrid technology is a key step toward reducing greenhouse gas emissions, improving fuel efficiency, and minimizing the environmental impact of fleet operations. Due to current market conditions and the impact of newly implemented tariffs, pricing for replacement vehicles has increased. New Flyer and Creative Carriage, the manufacturers currently holding the RFP through Metrolinx, are in the process of updating their contracts to reflect these cost adjustments. Manufacturers are also currently quoting lead times of up to 18 months from the date of order, reinforcing the importance of proactive procurement planning to maintain service continuity. In addition to base vehicle costs, the total procurement price includes essential upfitting to meet operational and safety standards. This includes the installation of fareboxes, onboard camera systems, and computer systems to support scheduling, GPS tracking, and communication with dispatch. This project was pre-approved at the February 24, 2025 Council meeting under report DTOS-2025-04 and is contingent on being successfully funded through the Rural Transit Solution Fund application that is currently under review. Procurement activities and project spending will not occur until funding has been confirmed.

<i>Level of Service metric impact(s)</i>	<i>metric</i>	<i>impact</i>
	Keep assets in a state of good repair	Decrease in percentage of buses past useful life

Additional information / explanation:

assets in a state of good repair, percentage of busses past their expected useful

Project Priority

Capital Project Prioritization Ranking: 28

(projects ranked based on City’s Budget and Financial Control Policy - Appendix A)

Estimated Project Timeline:

Tender Date: Q1 - 2026
Start Date: Q1 - 2026
Completion Date: Q4 - 2027

Reasons/ Highlights for Capital Project Prioritization Ranking:

This is an accessible bus, used for passengers throughout the City. This bus is 17 years old and is in a very poor state of repair.

Project Components & Funding

Commitments Made

Rural Transit Solution funding application and Council pre-approval DTOS-2025-04

	Budget	Funding
Roads / Roadside		
Sanitary Sewer		
Storm Sewer		
Water		
Bridges		
Buildings		
Vehicles / Equipment	1,480,000.00	RTF / Provincial Gas Tax
Other		
	<u>\$ 1,480,000.00</u>	

Operating Impacts

Description:

Financial:

2026 CAPITAL BUDGET JUSTIFICATION

Department: (select) **Transportation & Operational Services** **Budget Amount:** \$ 1,480,000.00
Division: (select) **Transit** **Budget Reference #:** 1.051
Category: (select) **Asset Maintenance or Replacement**

Project Information

Project Name
Unit 0863 Conventional Transit Bus Replacement / Upgrade to Hybrid

Project Detail, Justification & Reference Map

This is the replacement for a conventional bus; unit #0863. This bus is a 2008 model year and now 17 years old, with the average life expectancy of a conventional bus being 12 years. The unit has logged over 1,000,000 kilometers and is in a severely deteriorated state. While the engine has been replaced, most other critical systems continue to fail. Of particular concern is the vehicle's electrical system. The aging and brittle wiring makes even routine repairs inefficient and unreliable. The cumulative effect of these ongoing issues results in frequent and costly downtime, pulling the unit off the road for extended periods and reducing service availability for passengers. The reliability concerns and maintenance demands of this aging vehicle justify its retirement from active service.

In alignment with the City's sustainability goals and broader climate action initiatives, this replacement will support the ongoing transition from diesel-powered buses to low-emission hybrid-electric models. Investing in hybrid technology is a key step toward reducing greenhouse gas emissions, improving fuel efficiency, and minimizing the environmental impact of fleet operations.

Due to current market conditions and the impact of newly implemented tariffs, pricing for replacement vehicles has increased. New Flyer and Creative Carriage, the manufacturers currently holding the RFP through Metrolinx, are in the process of updating their contracts to reflect these cost adjustments. Manufacturers are also currently quoting lead times of up to 18 months from the date of order, reinforcing the importance of proactive procurement planning to maintain service continuity. In addition to base vehicle costs, the total procurement price includes essential upfitting to meet operational and safety standards. This includes the installation of fareboxes, onboard camera systems, and computer systems to support scheduling, GPS tracking, and communication with dispatch.

This project was pre-approved at the February 24, 2025 Council meeting under report DTOS-2025-04 and is contingent on being successfully funded through the Rural Transit Solution Fund application that is currently under review. Procurement activities and project spending will not occur until funding has been confirmed.

Estimated Project Timeline:

Tender Date: Q1 - 2026
Start Date: Q1 - 2026
Completion Date: Q4 - 2027

Project Components & Funding

	Budget	Funding
Roads / Roadside		
Sanitary Sewer		
Storm Sewer		
Water		
Bridges		
Buildings		
Vehicles / Equipment	1,480,000.00	RTF / Provincial Gas Tax
Other		
	<u>\$ 1,480,000.00</u>	

Supporting Information

Asset Management Plan

AMP Risk Assessment: 25

Level of Service metric impact(s)	metric	impact
	Keep assets in a state of good repair	Decrease in percentage of buses past useful life

Additional information / explanation:

Keep assets in a state of good repair, percentage of busses past their expected useful life.

Project Priority

Capital Project Prioritization Ranking: 28
(projects ranked based on City's Budget and Financial Control Policy - Appendix A)

Reasons/ Highlights for Capital Project Prioritization Ranking:

This is an accessible bus, used for passengers throughout the City. This bus is 17 years old and is in a very poor state of repair.

Commitments Made

Rural Transit Solution funding application and Council pre-approval DTOS-2025-04

Operating Impacts

Description:

Financial:

2026 CAPITAL BUDGET JUSTIFICATION

Department: (select) **Transportation & Operational Services** **Budget Amount:** \$ 325,000.00
Division: (select) **Transit** **Budget Reference #:** 1.052
Category: (select) **Asset Maintenance or Replacement**

Project Information

Project Name
Unit 1673 Mobility Transit Bus Replacement

Project Detail, Justification & Reference Map

Unit #1673, a mobility bus in our fleet, is 10 years old and in a state of significant disrepair. The vehicle has accumulated almost 200,000 kilometers, and numerous critical components have reached the end of their service life. Key issues include: Fuel and brake lines: Completely worn and require full replacement. Lift system: Bushings are severely worn; the lift itself needs to be replaced. Operational status: The bus is currently inoperable, rendering it unusable for service. These issues result in frequent and costly downtime, diverting resources to shop repair that would be better allocated to service delivery. Continued maintenance is no longer cost-effective, and the condition of the bus poses ongoing safety and reliability risks.

In addition, current market conditions and the impact of newly implemented tariffs have led to significant increases in replacement vehicle pricing. New Flyer and Creative Carriage—the manufacturers currently holding the RFP through Metrolinx—are in the process of updating their contracts to reflect these cost adjustments. Manufacturers are also now quoting lead times of up to 18 months from the date of order. This reinforces the need for proactive procurement planning to ensure service continuity and avoid gaps in fleet availability. Furthermore, the total procurement cost goes beyond the base vehicle price and includes critical upfitting requirements to meet operational and safety standards. This includes: Installation of fareboxes, onboard camera systems, computer systems to support scheduling, GPS tracking, and real-time communication with dispatch.

This project was pre-approved at the February 24, 2025 Council meeting under report DTOS-2025-04 and is contingent on being successfully funded through the Rural Transit Solution Fund application that is currently under review. Procurement activities and project spending will not occur until funding has been confirmed.

Supporting Information

Asset Management Plan

AMP Risk Assessment: 25

	<i>metric</i>	<i>impact</i>
Level of Service metric impact(s)	Keep assets in a state of good repair	Decrease in percentage of buses past useful life

Additional information / explanation:

Keep assets in a state of good repair, percentage of busses past their expected useful life

Project Priority

Capital Project Prioritization Ranking: 28

(projects ranked based on City's Budget and Financial Control Policy - Appendix A)

Estimated Project Timeline:

Tender Date: Q1 - 2026
Start Date: Q1 - 2026
Completion Date: Q4 - 2027

Reasons/ Highlights for Capital Project Prioritization Ranking:

This is an accessibility bus, used for transporting passengers with mobility issues. This bus is 10 years old and is in a very poor state of repair.

Project Components & Funding

	<i>Budget</i>	<i>Funding</i>
Roads / Roadside		
Sanitary Sewer		
Storm Sewer		
Water		
Bridges		
Buildings		
Vehicles / Equipmen	325,000.00	RTF / Provincial Gas Tax
Other		
	<u>\$ 325,000.00</u>	

Commitments Made

Rural Transit Solution funding application and Council pre-approval DTOS-2025-04

Operating Impacts

Description:

Financial:

2026 CAPITAL BUDGET JUSTIFICATION

Department: (select) **Transportation & Operational Services** **Budget Amount:** \$ 325,000.00
Division: (select) **Transit** **Budget Reference #:** 1.053
Category: (select) **Asset Maintenance or Replacement**

Project Information

Project Name

Unit 1674 Mobility Transit Bus Replacement

Project Detail, Justification & Reference Map

This is the replacement for mobility bus; unit #01674. This bus is 10 years old and due for replacement. It has almost 225,000 kms on it. Repairs on this bus can result in costly downtime, due to its age, diverting resources to shop repair that would be better allocated to service delivery.

In addition, current market conditions and the impact of newly implemented tariffs have led to significant increases in replacement vehicle pricing. New Flyer and Creative Carriage—the manufacturers currently holding the RFP through Metrolinx—are in the process of updating their contracts to reflect these cost adjustments. Manufacturers are also now quoting lead times of up to 18 months from the date of order. This reinforces the need for proactive procurement planning to ensure service continuity and avoid gaps in fleet availability. Furthermore, the total procurement cost goes beyond the base vehicle price and includes critical upfitting requirements to meet operational and safety standards. This includes: Installation of fareboxes, onboard camera systems, computer systems to support scheduling, GPS tracking, and real-time communication with dispatch.

This project was pre-approved at the February 24, 2025 Council meeting under report DTOS-2025-04 and is contingent on being successfully funded through the Rural Transit Solution Fund application that is currently under review. Procurement activities and project spending will not occur until funding has been confirmed.

Estimated Project Timeline:

Tender Date: Q1 - 2026
Start Date: Q1 - 2026
Completion Date: Q4 - 2027

Project Components & Funding

	<i>Budget</i>	<i>Funding</i>
Roads / Roadside		
Sanitary Sewer		
Storm Sewer		
Water		
Bridges		
Buildings		
Vehicles / Equipmen	325,000.00	RTF / Provincial Gas Tax
Other		
	\$ 325,000.00	

Supporting Information

Asset Management Plan

AMP Risk Assessment: 25

	<i>metric</i>	<i>impact</i>
Level of Service metric impact(s)	Keep assets in a state of good repair	Decrease in percentage of buses past useful life

Additional information / explanation:
 Keep assets in a state of good repair, percentage of busses past their expected useful life.

Project Priority

Capital Project Prioritization Ranking: 28
(projects ranked based on City's Budget and Financial Control Policy - Appendix A)

Reasons/ Highlights for Capital Project Prioritization Ranking:
 This is an accessibility bus, used for transporting passengers with mobility issues. This bus is 10 years old and is in a very poor state of repair.

Commitments Made

Rural Transit Solution funding application and Council pre-approval DTOS-2025-04

Operating Impacts

Description:

Financial:

2026 CAPITAL BUDGET JUSTIFICATION

Department: (select) **Transportation & Operational Services** **Budget Amount:** \$ 325,000.00
Division: (select) **Transit** **Budget Reference #:** 1.054
Category: (select) **Asset Maintenance or Replacement**

Project Information

Project Name

Unit 1675 Mobility Transit Bus Replacement

Project Detail, Justification & Reference Map

This is the replacement for mobility bus; unit #01675. This bus is 10 years old and is in a very poor state of repair. It has 215,000 kms on it. Key issues include: Fuel and brake lines: Completely worn and require full replacement. Lift system: Bushings are severely worn; the lift itself needs to be replaced. These issues result in frequent and costly downtime, diverting resources to shop repair that would be better allocated to service delivery. Continued maintenance is no longer cost-effective, and the condition of the bus poses ongoing safety and reliability risks.

In addition, current market conditions and the impact of newly implemented tariffs have led to significant increases in replacement vehicle pricing. New Flyer and Creative Carriage—the manufacturers currently holding the RFP through Metrolinx—are in the process of updating their contracts to reflect these cost adjustments. Manufacturers are also now quoting lead times of up to 18 months from the date of order. This reinforces the need for proactive procurement planning to ensure service continuity and avoid gaps in fleet availability. Furthermore, the total procurement cost goes beyond the base vehicle price and includes critical upfitting requirements to meet operational and safety standards. This includes: Installation of fareboxes, onboard camera systems, computer systems to support scheduling, GPS tracking, and real-time communication with dispatch.

This project was pre-approved at the February 24, 2025 Council meeting under report DTOS-2025-04 and is contingent on being successfully funded through the Rural Transit Solution Fund application that is currently under review. Procurement activities and project spending will not occur until funding has been confirmed.

Estimated Project Timeline:

Tender Date: Q1 - 2026
Start Date: Q1 - 2026
Completion Date: Q4 - 2027

Project Components & Funding

	Budget	Funding
Roads / Roadside		
Sanitary Sewer		
Storm Sewer		
Water		
Bridges		
Buildings		
Vehicles / Equipmen	325,000.00	RTF / Provincial Gas Tax
Other		
	\$ 325,000.00	

Supporting Information

Asset Management Plan

AMP Risk Assessment: 25

	metric	impact
Level of Service metric impact(s)	Keep assets in a state of good repair	Decrease in percentage of buses past useful life

Additional information / explanation:

Keep assets in a state of good repair, percentage of busses past their expected useful life

Project Priority

Capital Project Prioritization Ranking: 28

(projects ranked based on City's Budget and Financial Control Policy - Appendix A)

Reasons/ Highlights for Capital Project Prioritization Ranking:

This is an accessibility bus, used for transporting passengers with mobility issues. This bus is 10 years old and is in a very poor state of repair.

Commitments Made

Rural Transit Solution funding application and Council pre-approval DTOS-2025-04

Operating Impacts

Description:

Financial:

2026 CAPITAL BUDGET JUSTIFICATION

Department: (select) **Recreation, Culture & Community Services** **Budget Amount:** \$ 250,000.00
Division: (select) **Facility Management** **Budget Reference #:** 1.055
Category: (select) **Asset Maintenance or Replacement**

Project Information

Project Name
Unit# 292 - 2003 Zamboni 520

Project Detail, Justification & Reference Map

As part of the City's ongoing replacement and maintenance strategy for the Zamboni fleet, units are replaced on a rotational basis to reduce the risk of service interruption and manage financial impact through planned capital investment. Each Zamboni has an expected operational life of approximately 10 years and is primarily used for ice resurfacing at the Quinte Sports and Wellness Centre (QSWC).

As machines reach the end of their primary operational life, they are reassigned to less demanding roles—such as "ice-out" resurfacing or outdoor flood maintenance performed by Parks staff—to ensure full utilization of each unit throughout its lifespan.

The two oldest units currently identified for replacement are from 2003 and 2008, both of which have significantly exceeded their intended service life. The proposed replacement units will be electric, which will increase the number of electric Zambonis in the fleet from two to four. This transition supports the City's sustainability goals by reducing greenhouse gas emissions while also enhancing equipment reliability and operational efficiency.

Due to manufacturing lead times, delivery of the new units is estimated at up to 48 months from the time of order confirmation.

Estimated Project Timeline:

Tender Date: 1-Jan-26
Start Date: n/a
Completion Date: 1-Oct-27

Project Components & Funding

	Budget	Funding
Roads / Roadside		
Sanitary Sewer		
Storm Sewer		
Water		
Bridges		
Buildings		
Vehicles / Equipmen	250,000.00	Asset Mgmt
Other		
	<u>\$ 250,000.00</u>	

Supporting Information

Asset Management Plan

AMP Risk Assessment: 20

Level of Service metric impact(s)	metric	impact
City recreation fleet and equipment support	environmental sustainability	Increase in percentage of Zambonis that are electric
Provide access to recreational facilities for the whole community	Keep assets in a state of good repair	Indoor ice pads per 15,000 residents Decrease in percentage of recreation assets with high and very high-risk exposure rating

Additional information / explanation:

Project Priority

Capital Project Prioritization Ranking: 60
 (projects ranked based on City's Budget and Financial Control Policy - Appendix A)

Reasons/ Highlights for Capital Project Prioritization Ranking:

Commitments Made

Operating Impacts

Description:
 The replacement units are expected to mitigate the operational costs associated with the Zamboni fleet as they are expected to require less maintenance.

Financial:

2026 CAPITAL BUDGET JUSTIFICATION

Department: (select) **Fire and Emergency Services** **Budget Amount:** \$ 950,000.00
Division: (select) **Fire Operations** **Budget Reference #:** 1.056
Category: (select) **Asset Maintenance or Replacement**

Project Information

Project Name

Unit 3 - 2007 Freightliner Rosenbauer Pump - Stn 3

Project Detail, Justification & Reference Map

The current pumper apparatus for station 3 will reach 20 years in service in 2027. 20 years is the end of useful life based on the AMP, as well as being industry retirement age for a front line pumper as determined by Fire Underwriters for insurance ratings. Current estimated build timeframes are approximately 14 months which will require the ordering of the apparatus during the 2026 calendar year.

Supporting Information

Asset Management Plan

AMP Risk Assessment:

<i>Level of Service metric impact(s)</i>	<i>metric</i>	<i>impact</i>
	Metrics used for emergency response apparatus per the LOS found in the asset management plan include number of unplanned outages, and number of vehicles beyond useful life.	Impact if not replaced is risk of vehicle outages due to repair. There is potential for loss of insurance ratings if the front line pumper servicing its response area does not meet FUS standards, and finally risk of apparatus not functioning during an emergency response.

Additional information / explanation:

Project Priority

Capital Project Prioritization Ranking:

(projects ranked based on City's Budget and Financial Control Policy - Appendix A)

Estimated Project Timeline:

Tender Date: January, 2026

Start Date: January, 2026

Completion Date: December, 2027

Reasons/ Highlights for Capital Project Prioritization Ranking:

Emergency Vehicle identified as beyond end of life as per asset management plan

Commitments Made

Project Components & Funding

	<i>Budget</i>	<i>Funding</i>
Roads / Roadside		
Sanitary Sewer		
Storm Sewer		
Water		
Bridges		
Buildings		
Vehicles / Equipmen	950,000.00	Long Term Debt
Other		
	<u>\$ 950,000.00</u>	

Operating Impacts

Description:

Operating impacts on new apparatus are limited to fuel in the first year. After the first year, operational costs include annual inspections, fuel, and general maintenance not covered by warranty.

Financial:

2026 CAPITAL BUDGET JUSTIFICATION

Department: (select) **Fire and Emergency Services**
 Division: (select) **Fire Operations**
 Category: (select) **Asset Maintenance or Replacement**

Budget Amount: \$ 950,000.00
 Budget Reference #: 1.057

Project Information

Project Name

Unit 4 - 2007 Freightliner Rosenbauer Pump - Stn 4

Project Detail, Justification & Reference Map

The current pumper apparatus for station 4 will reach 20 years in service in 2027. 20 years is the end of useful life based on the AMP, as well as being industry retirement age for a front line pumper as determined by Fire Underwriters for insurance ratings. Current estimated build timeframes are approximately 14 months which will require the ordering of the apparatus during the 2026 calendar year for a 2027 delivery.

Supporting Information

Asset Management Plan

AMP Risk Assessment: 20

<i>Level of Service metric impact(s)</i>	<i>metric</i>	<i>impact</i>
--	---------------	---------------

Metrics used for emergency response apparatus per the LOS found in the asset management plan include number of unplanned outages, and number of vehicles beyond useful life.	20	Impact if not replaced is risk of vehicle outages due to repair. There is potential for loss of insurance ratings if the front line pumper servicing its response area does not meet FUS standards, and finally risk of apparatus not functioning during an emergency response.
--	----	---

Additional information / explanation:

Project Priority

Capital Project Prioritization Ranking: 72

(projects ranked based on City's Budget and Financial Control Policy - Appendix A)

Reasons/ Highlights for Capital Project Prioritization Ranking:

Emergency Vehicle identified as beyond end of life as per asset management plan

Commitments Made

Estimated Project Timeline:

Tender Date: 1-Jan-26

Start Date: 1-Jan-26

Completion Date: 1-Dec-27

Project Components & Funding

	<i>Budget</i>	<i>Funding</i>
Roads / Roadside		
Sanitary Sewer		
Storm Sewer		
Water		
Bridges		
Buildings		
Vehicles / Equipmen	950,000.00	Long Term Debt
Other		
	\$ 950,000.00	

Operating Impacts

Description:

Operating impacts on new apparatus are limited to fuel in the first year. After the first year, operational costs include annual inspections, fuel, and general maintenance not covered by warranty.

Financial:

2026 CAPITAL BUDGET JUSTIFICATION

Department: (select) **Fire and Emergency Services** **Budget Amount:** \$ 40,000.00
Division: (select) **Fire Operations** **Budget Reference #:** 1.058
Category: (select) **Asset Maintenance or Replacement**

Project Information

Project Name

Boat 4 Replacement - Stn 4

Project Detail, Justification & Reference Map

Sea Doo Boat - Boat 4 is a marine vessel that was pulled from service as it no longer holds air and is unsafe to operate. The vessel is also undersized and underpowered for rescue operations. The new vessel will enhance water rescue capabilities on the Moira River. Presently, Fire and Emergency Services does not have a motorized vessel to operate on the river to perform rescue.

Supporting Information

Asset Management Plan

AMP Risk Assessment:

Level of Service metric impact(s)	metric	impact
Metrics include percentage of equipment past its useful life.	15	Impact of not replacing this marine unit includes potential health and safety risks for staff, inability to operate in certain conditions for emergency response, and delayed response due to lack of engine power.

Additional information / explanation:

Project Priority

Capital Project Prioritization Ranking:

(projects ranked based on City's Budget and Financial Control Policy - Appendix A)

Reasons/ Highlights for Capital Project Prioritization Ranking:
 Boat is beyond useful life and was pulled from service due to no longer holding air and unsafe to operate.

Commitments Made

Estimated Project Timeline:

Tender Date: 1-Mar-26
Start Date: 1-Mar-26
Completion Date: 1-Dec-26

Project Components & Funding

	Budget	Funding
Roads / Roadside		
Sanitary Sewer		
Storm Sewer		
Water		
Bridges		
Buildings		
Vehicles / Equipmen	40,000.00	Asset Mgmt
Other		
	<u>\$ 40,000.00</u>	

Operating Impacts

Description:
 Annual oil change and winterizing.

Financial:



DK

2026 CAPITAL BUDGET JUSTIFICATION

Department: (select) Fire and Emergency Services **Budget Amount:** \$ 85,000.00
Division: (select) Fire Operations **Budget Reference #:** 1.059
Category: (select) Asset Maintenance or Replacement

Project Information

Project Name

Truck 2 Replacement

Project Detail, Justification & Reference Map

Deputy Fire Chief command vehicle Truck 2 is a 2016 Chevrolet Silverado and is overdue for replacement based on the AMP set at 7 years. Fire services has spread out replacement of a number of light vehicles over a number of years, all of which were beyond useful life. The 2 deputy chief vehicles fit into this category.

Supporting Information

Asset Management Plan

AMP Risk Assessment: 15

Level of Service metric impact(s)

Metrics used for emergency response apparatus per the LOS found in the asset management plan include number of unplanned outages, and number of vehicles beyond useful life.

Impact of not replacing vehicle included added costs for vehicle repair, reliability when it comes to emergency response, and on-scene safety and efficiency at emergency incidents.

Project Priority

Capital Project Prioritization Ranking: 64

(projects ranked based on City's Budget and Financial Control Policy - Appendix A)

Reasons/ Highlights for Capital Project Prioritization Ranking:
Emergency Vehicle identified as beyond end of life as per asset management plan

Estimated Project Timeline:

Tender Date: February, 2026

Start Date: February, 2026

Completion Date: July, 2026

Project Components & Funding

	<i>Budget</i>	<i>Funding</i>
Roads / Roadside		
Sanitary Sewer		
Storm Sewer		
Water		
Bridges		
Buildings		
Vehicles / Equipmen	85,000.00	Asset Mgmt
Other		
	<u>\$ 85,000.00</u>	

Commitments Made

Operating Impacts

Description:
Operating impacts on new apparatus are limited to fuel in the first year. After the first year, operational costs include annual inspections, fuel, and general maintenance not covered by warranty.

Financial:

2026 CAPITAL BUDGET JUSTIFICATION

Department: (select) **Fire and Emergency Services** **Budget Amount:** \$ 375,000.00
Division: (select) **Fire Operations** **Budget Reference #:** 1.060
Category: (select) **Asset Maintenance or Replacement**

Project Information

Project Name

Fire - Tools and Equipment

Project Detail, Justification & Reference Map

This project is an annual project account for purchase of items such as bunker gear, fire hose and fire stream appliances, auto extrication equipment, ice/water rescue equipment and self contained breathing apparatus (SCBA). Bunker gear and Ice water rescue equipment and associated PPE runs on a replacement timeline requirement of 10 years. In 2026 it is expected that approximately 16 sets of bunker gear will be replaced. Self contained breathing apparatus is vital PPE that protects staff as well as allows them to enter into hostile environments. PPE is replaced on a 15 year basis. Fire hose receives considerable wear and tear and is tested annually. Upon failure it is replaced accordingly. Portable radios were replaced in bulk in 2023/24. There is still an outstanding number of rural portable radios to be replaced which are past end of life and parts have become obsolete. Staff intend to replace 6 portable radios for rural suppression staff for the 2026 budget year.

Supporting Information

Asset Management Plan

AMP Risk Assessment: 10

Level of Service metric impact(s)	metric	impact
Metrics include percentage of equipment past its useful life.	10	Impact of not replacing vital PPE and equipment include not meeting OHSA standards for PPE, risk of unnecessary repairs costs, risk of potential failure during emergency incidents.

Additional information / explanation:

Project Priority

Capital Project Prioritization Ranking: 73

(projects ranked based on City's Budget and Financial Control Policy - Appendix A)

Reasons/ Highlights for Capital Project Prioritization Ranking:

All equipment purchased under this budget line is frontline emergency resposne equipment replacements and/or personal protective equipment for first responders. Items such as self contained breathing apparatus, cylinders, ice/water rescue equipment and bunker gear all have expiry dates which requires replacement to meet industry standards as well as occupational health and safety requirements for staff.

Estimated Project Timeline:

Tender Date: 1-Jan-26

Start Date: 1-Jan-26

Completion Date: 31-Dec-26

Commitments Made

NA

Project Components & Funding

	Budget	Funding
Roads / Roadside		
Sanitary Sewer		
Storm Sewer		
Water		
Bridges		
Buildings		
Vehicles / Equipmen	375,000.00	Asset Mgmt
Other		
	\$ 375,000.00	

Operating Impacts

Description:

- SCBA are on a 15 year replacement plan. Additionally, operating budget covers annual flow testing for SCBA at a cost of \$25,000.
- Bunker gear is replaced on a 10 year cycle. Maintenance costs include annual inspection and deep cleaning/repairs as needed \$16,000

Financial:

2026 CAPITAL BUDGET JUSTIFICATION

Department: (select) **Transportation & Operational Services** **Budget Amount:** \$ 80,000.00
Division: (select) **Fleet Services** **Budget Reference #:** 1.061
Category: (select) **New Asset Acquisition/Development**

Project Information

Project Name

New Pickup Truck Transportation

Project Detail, Justification & Reference Map

Due to growth of the community and the much needed addition of staff to help operations maintain levels of service delivered to the community, two new pickup trucks are required for operations for staff to get to and from work zones all around the municipality. One new pickup truck would be allocated to the Roads Division, and one would be allocated to the Parks Division. Includes upfitting, backrack, toolbox, decals, two-way radio, safety lighting, GPS.

Supporting Information

Asset Management Plan

AMP Risk Assessment: n/a

<i>Level of Service metric impact(s)</i>	<i>metric</i>	<i>impact</i>
	Provide sufficient capacity and access fleet and equipment to City staff	Maintain number of plated vehicles per operations staff

Additional information / explanation:
Number of plated vehicles per operations staff.

Project Priority

Capital Project Prioritization Ranking: 5
(projects ranked based on City's Budget and Financial Control Policy - Appendix A)

Estimated Project Timeline:
Tender Date: Q1 2026
Start Date: Q1 2026
Completion Date: Q3 2026

Reasons/ Highlights for Capital Project Prioritization Ranking:
This would help address the shortage of pickup trucks in operations. Help address shortage of pickup trucks in winter time.

Commitments Made

Project Components & Funding

	<i>Budget</i>	<i>Funding</i>
Roads / Roadside		
Sanitary Sewer		
Storm Sewer		
Water		
Bridges		
Buildings		
Vehicles / Equipmen	80,000.00	Asset Mgmt/Dev. Charge
Other		
	<u>\$ 80,000.00</u>	

Operating Impacts

Description:

Financial:
 Asset Management Reserve Contribution required \$ 2,000
 Additional Maintenance costs required \$ 800

2026 CAPITAL BUDGET JUSTIFICATION

Department: (select) **Recreation, Culture & Community Services** **Budget Amount:** \$ 41,000.00
Division: (select) **Facility Management** **Budget Reference #:** 1.062
Category: (select) **New Asset Acquisition/Development**

Project Information

Project Name
Outdoor AED Pilot Program - Parks (3)

Project Detail, Justification & Reference Map

As directed by Council, two year pilot project that includes the installation of AED units at Zwick's Centennial Park West, Mary-Anne Sills Park, Clifford Sunny Belch Park.

- AED cabinets are constructed of durable aluminum and are ventilate, heated and monitored. These units are equipped with:
- AED Readiness Monitoring: Optical sensors that continuously verify AED status and send immediate alerts if attention is needed. Compatible with all major AED brands.
 - Temperature Monitoring: 24/7 monitoring to ensure the AED remains within the optimal operating range (0°C to 50°C). Alerts are sent if temperatures fall outside this range.
 - Smart Photo Monitoring: A camera captures images when the cabinet is accessed or if the AED is removed. An audible alarm is also triggered.
 - Virtual Monitoring Platform: A 4-year subscription includes live status tracking, maintenance reminders, temperature control logs, and photographic records of any cabinet access.
 - Visibility and Safety Features: Illuminated signage, transparent cover, built-in alarm, and a luminosity sensor that activates lighting in low-light conditions.
 - Connectivity: Remote monitoring via LAN or cellular data with a four-year cellular plan included.
 - Installation Support: Includes a waterproof electrical kit, junction box, and pre-installation guide.

Annual Operating Costs (per unit):
 ·Electricity: ~\$13/year (135 kWh average per unit)
 ·Routine Maintenance: ~\$100/year (pads/battery replacement as needed)
 ·Estimated Annual Operating Cost per Unit: ~\$113
 Pads and batteries typically require replacement every 3–4 years.

Estimated Project Timeline:

Tender Date:	n/a
Start Date:	1-Feb-26
Completion Date:	1-Jul-26

Project Components & Funding

	<u>Budget</u>	<u>Funding</u>
Roads / Roadside		
Sanitary Sewer		
Storm Sewer		
Water		
Bridges		
Buildings		
Vehicles / Equipmen	41,000.00	Asset Mgmt
Other		
	<u>\$ 41,000.00</u>	

Supporting Information

Asset Management Plan

AMP Risk Assessment: N/A

	<u>metric</u>	<u>impact</u>
Level of Service metric impact(s)	keep assets in a state of good repair	Decrease in percentage of Facilities assets with high and very high-risk exposure rating

Additional information / explanation:

Project Priority

Capital Project Prioritization Ranking: 48
 (projects ranked based on City's Budget and Financial Control Policy - Appendix A)

Reasons/ Highlights for Capital Project Prioritization Ranking:

Commitments Made

Operating Impacts

Description:

Financial:

Asset Management Reserve Contribution required	\$	1,000
Additional Maintenance costs required	\$	410

2026 CAPITAL BUDGET JUSTIFICATION

Department: (select) **Recreation, Culture & Community Services** Budget Amount: \$ 175,000.00
 Division: (select) **Facility Management** Budget Reference #: 1.063
 Category: (select) **Asset Maintenance or Replacement**

Project Information

Project Name
 Energy - Annual

Project Detail, Justification & Reference Map

As the corporation continues its commitment to reducing its carbon footprint and overall energy consumption, facilities are regularly reviewed to identify aging infrastructure and equipment that could be upgraded to more energy-efficient alternatives. The objective is to reduce operational costs while aligning with sustainability goals.

This project is strategically aligned with the availability of external funding sources such as Enbridge, Save on Energy, and other grant programs. These funds are leveraged whenever possible to support energy-focused initiatives, including lighting retrofits, replacement of boilers and heating systems, enhanced building insulation, exploration of solar energy opportunities, and the replacement of pumps and variable frequency drives.

When systems—such as HVAC units—reach the end of their service life, high-efficiency replacement options are evaluated. Although these systems may carry a higher initial cost, the long-term energy savings and environmental benefits are considered in the decision-making process. Where selected, additional costs for premium efficiency equipment are applied to this project.

Furthermore, a comprehensive review of the Combined Heat and Power (CHP) unit is currently underway. This unit presents a significant opportunity to reduce the facility's electrical demand and, more importantly, to lower its overall carbon emissions. Minor system modifications are being considered to maximize the environmental and operational benefits of this potential upgrade.

Estimated Project Timeline:
 Tender Date: N/A
 Start Date: 1-Jan-26
 Completion Date: 1-Dec-26

Project Components & Funding

	<i>Budget</i>	<i>Funding</i>
Other	175,000.00	Asset Mgmt
	\$ 175,000.00	

Supporting Information

Asset Management Plan

AMP Risk Assessment: 4

<i>Level of Service metric impact(s)</i>	<i>metric</i>	<i>impact</i>
Keep assets in a state of good repair	Decreases in percentage of shared Facilities assets with high and very high-risk exposure rating	
City services are affordable	Improvement of ratio of 10-year renewal budget to needs	

Additional information / explanation:

Project Priority

Capital Project Prioritization Ranking: 65
 (projects ranked based on City's Budget and Financial Control Policy - Appendix A)

Reasons/ Highlights for Capital Project Prioritization Ranking:

Commitments Made

Operating Impacts

Description:
 As utility costs continue to rise, efforts are being made to reduce overall consumption through efficiency improvements and operational adjustments. However, despite reductions in usage, the increasing cost per unit of utilities often results in little to no decrease in actual expenditure. This highlights the importance of ongoing investments in energy-efficient systems, modern infrastructure, and conservation measures to help mitigate the long-term financial impact on facility operating budgets.

Financial:

2026 CAPITAL BUDGET JUSTIFICATION

Department: (select) **Recreation, Culture & Community Services** **Budget Amount:** \$ 500,000.00
Division: (select) **Facility Management** **Budget Reference #:** 1.064
Category: (select) **Asset Maintenance or Replacement**

Project Information

Project Name
Safety and Security - Access Control

Project Detail, Justification & Reference Map

The current access control system is a vital component and operational tool for the corporation. Over its operational life, the system has received periodic software upgrades to keep pace with evolving operational requirements. Originally implemented at a single site, the system has since expanded to support access control across a wide range of facilities, including administrative buildings, recreational centers, emergency services, water and utility sites, parks, and TOS services.

However, with the rapid pace of technological change, many of the system's physical components have reached the end of their operational life and are now outdated. This has introduced vulnerabilities to the overall security of the system, its assets, and the sites it protects. Additionally, the growing user base has pushed the current software to its performance limits.

To address these challenges, the next phase involves implementing advanced software, upgrading outdated hardware components, and issuing new access cards. This will help restore and enhance the system's security while allowing for continued scalability in alignment with corporate growth. The proposed upgrade will resolve existing issues related to scheduling and access, while leveraging existing infrastructure wherever feasible.

Ensuring the safety and security of personnel and assets remains a top priority—keeping the access control system fully operational is essential to achieving that goal.

Estimated Project Timeline:

OECM Project

Tender Date: _____
Start Date: 1-Jan-26
Completion Date: 1-Jun-26

Project Components & Funding

	<i>Budget</i>	<i>Funding</i>
Roads / Roadside		
Sanitary Sewer		
Storm Sewer		
Water		
Bridges		
Buildings		
Vehicles / Equipment		
Other	500,000.00	Casino - Infra Main
	\$ 500,000.00	

Supporting Information

Asset Management Plan

AMP Risk Assessment: 3

	<i>metric</i>	<i>impact</i>
Level of Service metric impact(s)	Keep assets in a state of good repair	Decrease in percentage of Shared Facilities assets with high and very-high risk exposure rating

Additional information / explanation:

Project Priority

Capital Project Prioritization Ranking: 68

(projects ranked based on City's Budget and Financial Control Policy - Appendix A)

Reasons/ Highlights for Capital Project Prioritization Ranking:

Commitments Made

Operating Impacts

Description:
System is currently in place. Tokens are purchased through operations as required to keep software updated. Swipe cards are purchased through operations on an as needed basis.

Financial:

2026 CAPITAL BUDGET JUSTIFICATION

Department: (select) **Recreation, Culture & Community Services** Budget Amount: \$ 275,000.00
 Division: (select) **Facility Management** Budget Reference #: 1.065
 Category: (select) **Asset Maintenance or Replacement**

Project Information

Project Name
 HVAC - Annual Renewal

Project Detail, Justification & Reference Map

HVAC systems across all facilities are inspected and serviced on a bi-annual basis to ensure continued performance and to identify components nearing end-of-life. When critical components—such as heat exchangers—exhibit signs of deterioration, a cost-benefit analysis is conducted. If the cost of repairs exceeds 40% of the total replacement value, full replacement of the unit is pursued. Several factors influence the service life of HVAC equipment, including operating environment (indoor, outdoor, office space, garage, etc.), daily operational hours (e.g., office spaces typically operate for 12 hours, while garages may operate 24/7), and the materials used in construction. These considerations are taken into account when evaluating replacement options.

When selecting new equipment, emphasis is placed on energy-efficient and environmentally sustainable technologies that meet the functional demands of the location. Funding under this program is also used to address issues identified through TSSA (Technical Standards and Safety Authority) inspections, and to resolve deficiencies related to ductwork, venting systems, and louvers. Facility HVAC systems include a wide range of unit types such as furnaces, rooftop units (RTUs), air handlers, variable air volume (VAV) boxes, radiant tube heaters, forced air units, in-floor systems, and transfer plates for both heating and cooling.

Notably, significant repairs have recently been completed on the Liebert unit, which provides dedicated cooling to the main IT infrastructure hub. Due to the critical role of this space as the central node for all IT operations, a full replacement of the unit is recommended to ensure ongoing reliable climate control.

A review of the Asset Management documentation confirmed that the Non-ES Facilities portfolio includes over \$41 million worth of HVAC assets, spanning 333 documented line items. Asset values range from \$629,03 to \$6,253,945, with installation years ranging from 1972 to 2024.

An additional review of past work (from 2016 onward) revealed a wide variety of HVAC equipment that has been serviced or replaced, including ductless splits, furnaces, rooftop units, exhaust fans, tube heaters, DX cooling coils. These projects ranged in cost from \$5,000 to over \$100,000 per job.

Historically, investment in HVAC replacements has remained below 1% of the total portfolio value. For high-value replacements, funding requests are submitted for specific site locations. Examples include \$110,000 for an RTU at QSWC and \$800,000 for an air handler and condenser at City Hall.

The majority of other equipment continues to be evaluated through scheduled bi-annual inspections. Replacements are prioritized based on operational condition rather than age or book value alone. While a cost averaging review was initiated, it proved unfeasible due to the complex variables involved. These include:

- Equipment location and accessibility
- Integration with building automation and control systems
- Evolving technology and energy efficiency opportunities
- Greenhouse gas (GHG) reduction targets
- Site-specific installation costs and constraints

As a result, lifecycle and replacement decisions are made on a case-by-case basis, balancing operational performance, mechanical feasibility, and fiscal prudence.

This HVAC management strategy emphasizes fiscal responsibility by:

- Extending equipment life where mechanically feasible
- Replacing units when repair costs exceed 40% of replacement value
- Prioritizing regular maintenance to sustain optimal performance
- Aligning replacement decisions with energy efficiency and GHG reduction goals

This ensures that the City's HVAC infrastructure remains reliable, cost-effective, and environmentally responsible over the long term.

Supporting Information

Asset Management Plan

AMP Risk Assessment:

Level of Service	metric	impact
	Keep assets in a state of good repair	Decrease in percentage of shared Facilities assets with high and very high-risk exposure rating

Additional information / explanation:

Project Priority

Capital Project Prioritization Ranking:

(projects ranked based on City's Budget and Financial Control Policy - Appendix A)

Estimated Project Timeline:

Tender Date: 1-Jan-26
Start Date: 1-May-26
Completion Date: 31-Dec-26

Project Components & Funding

	Budget	Funding
Roads / Roadside		
Sanitary Sewer		
Storm Sewer		
Water		
Bridges		
Buildings		
Vehicles / Equipment		
Other	275,000.00	Asset Mgmt
	\$ 275,000.00	

Reasons/ Highlights for Capital Project Prioritization Ranking:

Commitments Made

Operating Impacts

Description:
 Mitigate operational costs associated with utilities and unplanned system failures

Financial:

2026 CAPITAL BUDGET JUSTIFICATION

Department: (select) **Recreation, Culture & Community Services**
Division: (select) **Facility Management**
Category: (select) **Asset Maintenance or Replacement**

Budget Amount: \$ 185,000.00
Budget Reference #: 1.067

Project Information

Project Name
 City Hall - Asset Renewal

Project Detail, Justification & Reference Map

In an effort to maintain the integrity of the facility and ensure a safe, healthy working environment, the following renewal projects are proposed:

1. **Flooring Replacement:**
 Portions of the flooring throughout the facility have reached the end of their useful life and are included in the annual replacement plan. As flooring deteriorates, it presents increased risks such as trip and slip hazards, becomes difficult or impossible to clean properly, and no longer provides the necessary wear layer to protect the underlying structure. The replacement work will be carefully coordinated with site activities to minimize disruption to operations involving the public, Council, and staff.

2. **Skylight Sunshade Replacement and Drywall Repairs:**
 Currently, exterior sunshades are attached to the skylights using bungee cords and rope. These are manually installed in the spring and removed in the fall by staff. This process presents safety risks, has caused damage to the building structure, and is inefficient. A permanent, interior-mounted sunshade system is proposed to replace the current setup. This system will help manage heat loads within the facility, reduce visual glare and blind spots caused by sunlight, and enhance overall user comfort.

As part of this project, water-damaged drywall will be repaired. To complete these repairs, a temporary access platform will be installed beneath the skylight area. This integrated approach will ensure structural restoration is completed at the same time as the sunshade installation, improving both safety and building performance.

Estimated Project Timeline:
Tender Date: 1-Mar-26
Start Date: 1-Jun-26
Completion Date: 1-Aug-26

Project Components & Funding

	<i>Budget</i>	<i>Funding</i>
Roads / Roadside		
Sanitary Sewer		
Storm Sewer		
Water		
Bridges		
Buildings		
Vehicles / Equipment		
Other	185,000.00	Asset Mgmt
	\$ 185,000.00	

Supporting Information

Asset Management Plan

AMP Risk Assessment: 13

<i>Level of Service metric impact(s)</i>	<i>metric</i>	<i>impact</i>
Keep assets in a state of good repair		Decrease in percentage of shared facilities assets with high or very high-risk exposure rating

Additional information / explanation:

Project Priority

Capital Project Prioritization Ranking: 53
 (projects ranked based on City's Budget and Financial Control Policy - Appendix A)


Reasons/ Highlights for Capital Project Prioritization Ranking:


Commitments Made

Operating Impacts

Description:
 This project will reduce heat load in the building which will mitigate operational costs related to HVAC system. No additional operational cost will be incurred.

Financial:





2026 CAPITAL BUDGET JUSTIFICATION

Department: (select) **Engineering & Development Services** **Budget Amount:** \$ 220,000.00
Division: (select) **Engineering** **Budget Reference #:** 1.068
Category: (select) **Asset Maintenance or Replacement**

Project Information

Project Name
Accommodation of Office Space - City Hall, 2nd Floor - **Additional Funds**

Project Detail, Justification & Reference Map

Additional funds required for updating and fit-up of 2nd Floor City Hall office space to accommodate EDS staff. Original budget request was for removal of glass dome feature and increase floor space. Council approved budget request to come up with alternative solution.

The lowest cost interim solution is bare minimum, non structural improvements for a more functional office environment. A digitization and scanning initiative has been completed over the past two years to greatly reduce hard copy file storage and free up floor space previously occupied by filing cabinets. Fit-up with new and reutilizing existing office furniture will allow for office-space best practices to be implemented (e.g. 'break-out tables' where staff can quickly meet to develop solutions to issues, modern features such as booths for calls to lessen background noise and increase focus, etc.).

Improvements are being coordinated with City Hall flooring upgrades and City-wide accommodation strategy.

Estimated Project Timeline:

Tender Date: Q1, 2026
Start Date: Q2, 2026
Completion Date: Q3, 2026

Project Components & Funding

	<i>Budget</i>	<i>Funding</i>
Roads / Roadside		
Sanitary Sewer		
Storm Sewer		
Water		
Bridges		
Buildings		
Vehicles / Equipment		
Other	220,000.00	Asset Mgmt
	\$ 220,000.00	

Supporting Information

Asset Management Plan

AMP Risk Assessment: 4

	<i>metric</i>	<i>impact</i>
Level of Service metric impact(s)	City services are sustainable in the long term	Enhancement to performance (future technical LOS)

Additional information / explanation:
Note long-term sustainable shared facility space is a future AMP LOS.

Project Priority

Capital Project Prioritization Ranking: 63
(projects ranked based on City's Budget and Financial Control Policy - Appendix A)

Reasons/ Highlights for Capital Project Prioritization Ranking:
 Accommodate staffing as required to deliver services; modernize 2nd Floor of City Hall similar to 1st, 3rd, and 4th floors.

Commitments Made
 \$179,300.00 (20-1.086) for Accommodation of Office Space, City Hall, 2nd Floor

Operating Impacts

Description:

Financial:

2026 CAPITAL BUDGET JUSTIFICATION

Department: (select **Recreation, Culture & Community Services**) Budget Amount: \$ 1,415,000.00
 Division: (select **Facility Management**) Budget Reference #: 1.071
 Category: (select **Asset Maintenance or Replacement**)

Project Information

Project Name
 QSWC - Asset Renewal

Project Detail, Justification & Reference Map

To ensure continued safe and effective operation of the facility, several critical site components require renewal or replacement. These upgrades are essential for maintaining core services, extending asset life, and aligning with safety and accessibility standards. The proposed scope of work includes:

Roof Replacement – Section SC-2/3 - The roof over Section SC-2/3, currently at the end of its service life and experiencing active leaks, is scheduled for full replacement. This section is also the proposed location for additional safety equipment installations. \$300,000

Building Control System Upgrades - Several building control components remain disconnected from the central Building Automation System (BAS). Upgrading and integrating these elements will enhance energy management, system efficiency, and monitoring capabilities. \$50,000

Cooling Tower Improvements - Replacement of cooling tower baffles and drift eliminators is required to ensure continued operation of the condenser system and reduce risk of system inefficiency or failure. \$60,000

Safety Equipment Installation - New safety equipment will be installed to improve access for staff and contractors to the solar array, cooling compressors, and associated cooling systems. \$130,000

Compressor and Cooling System Renewal - Renewal of rooftop compressors, reconfiguration of refrigerant piping and cooling tower motor to extend the operational life of the cooling system and reduce likelihood of unplanned replacement. \$215,000

Annual Replacement Program Components; Flooring: \$100,000, Seating: \$150,000, Arena boards, glass, caps, and ancillary items: \$75,000, Communications upgrades related to safety: \$150,000, Partial signage replacements for improved facility accessibility: \$185,000

These capital renewals are aligned with long-term asset management planning and are vital to addressing aging infrastructure while helping maintain a safe, accessible, and functional environment for the public, staff, and contractors alike.

Estimated Project Timeline:

Tender Date: Jan - June
 Start Date: Jan 1 2026
 Completion Date: Dec 1 2026

Project Components & Funding

Budget	Funding
Roads / Roadside	
Sanitary Sewer	
Storm Sewer	
Water	
Bridges	
Buildings	
Vehicles / Equipment	
Other	1,415,000.00 Casino - Infr Main/OCIF
	\$ 1,415,000.00

Supporting Information

Asset Management Plan

AMP Risk Assessment: 6

Level of Service metric impact(s)	metric	impact
Provide access to recreational facilities for the whole community	6	Maintain indoor ice-pads per 15,000 residents
Keep assets in a state of good repair		Decrease in percentage of recreation assets with high and very high-risk exposure rating
City services are sustainable in the long term		Increase percentage Average annual renewal rate (reinvested or put into reserve)

Additional information / explanation:

Project Priority

Capital Project Prioritization Ranking: 61
 (projects ranked based on City's Budget and Financial Control Policy - Appendix A)




Reasons/ Highlights for Capital Project Prioritization Ranking:
 This project has various items which touch on Safety, asset renewal to allow the facility to continue to provide services while ensuring to comply with council direction and approvals.


Commitments Made

Operating Impacts

Description:
 The proposed projects help mitigate unknow equipment failures, site liabilities and safety issues to allow for improved management of the operational budget. No additional impact on operational budget is anticipated.

Financial:





DRAFT

2026 CAPITAL BUDGET JUSTIFICATION

Department: (select) **Transportation & Operational Services**
 Division: (select) **Operations**
 Category: (select) **Asset Maintenance or Replacement**

Budget Amount: \$ 300,000.00
 Budget Reference #: 1.072

Project Information

Project Name

Alemite Playground

Project Detail, Justification & Reference Map

Tom Gavey Alemite Park is located at 102 Pine Street, Amenities and facilities include: Washroom, Basketball Court (installed in 2023) and Ball Diamond. Since the last replacement in 2006, the playground has served the community well but has now reached the end of its serviceable life, with several components removed over the years, leaving only a swing set that no longer complies with the latest edition of the Canadian Safety Authority Standards CSA - Z614, which is used to determine safety compliance in Canada for playgrounds. As recommendation 75 of the PRMP states, there are two playgrounds within a 500-metre radius: Churchill Heights, at 32 Mikel Avenue, may not be well known to the entire community, as 31 homes backing onto this park. Significant AODA access issues relate to Churchill Heights Parkette, which will be addressed at Alemite. Staff believe the most effective solution is to combine the funds allocated within the 10-year capital budget for both parks and use them to construct an AODA-compliant playground structure for the entire community.

Supporting Information

Asset Management Plan

AMP Risk Assessment: 20

	metric	impact
Level of Service metric impact(s)	Keep assets in a state of good repair	Maintain

Additional information / explanation:

Project Priority

Capital Project Prioritization Ranking: 46

(projects ranked based on City's Budget and Financial Control Policy - Appendix A)

Estimated Project Timeline:

Tender Date: 1-Apr-26
 Start Date: 1-Jul-26
 Completion Date: 1-Nov-26

Reasons/ Highlights for Capital Project Prioritization Ranking:

Swing set at this location is no longer compliant with the latest edition of the Canadian Safety Authority Standards, CSA - Z614, which is used to determine Safety Compliance and mitigate risk in Canada for playgrounds

Project Components & Funding

	Budget	Funding
Roads / Roadside		
Sanitary Sewer		
Storm Sewer		
Water		
Bridges		
Buildings		
Vehicles / Equipment		
Other	300,000.00	Casino - Infra Main
	\$ 300,000.00	

Commitments Made

PRMP # 75 Adopt a standard of provision of one playground location within 500 metres (5-minute walk) of new residential areas, and as a guideline for identifying and resolving gaps within existing residential areas, 10-year Capital Plan

Operating Impacts

Description:

This project, once completed requires an increase to the POS Fulltime Employee Equivalency(FTE) of 0.00 and \$0.00 additional Operational funding

Financial:

2026 CAPITAL BUDGET JUSTIFICATION

Department: (select) **Transportation & Operational Services** Budget Amount: \$ 175,000.00
 Division: (select) **Parks** 1.073
 Category: (select) **Asset Maintenance or Replacement**

Project Information

Project Name
 Thurlow Park Ball Diamond #1 Replacements/upgrade

Project Detail, Justification & Reference Map

This facility's usage is increasing due to the development growth north of the 401 highway. The following projects will assist with increased permit booking of fields and diamonds, subsequently increasing revenues. **1. Thurlow Ball Diamond #1 (AMP)** is one of the oldest ball diamonds in the city, thought to have been built sometime in the 1970s. The risks, hazards, and safety concerns necessitate the replacement of this facility with backstop and outfield fencing and surfacing. (\$100,000.00) **2. Park Electrical and Lighting (Growth and AMP)** has also exceeded its usable life to the extent that the lighting for ball diamond #1 has been "locked out" by the Electrical Safety Authority. Replacing the existing lights and poles will permit facility booking, resulting in revenues not currently being realised. This will allow this diamond to be permitted after daylight hours. This is **phase one of a multi-year phased project** to add lighting to the additional fields and diamonds for permitting after hours and increased revenues for this location. (75,000.00)

Supporting Information

Asset Management Plan

AMP Risk Assessment: 15

<i>Level of Service metric impact(s)</i>	<i>metric</i>	<i>impact</i>
Provide access to Park amenities and programs for the whole community	Keep assets in a state of good repair	Maintain

Additional information / explanation:

Project Priority

Capital Project Prioritization Ranking: 69

(projects ranked based on City's Budget and Financial Control Policy - Appendix A)

Reasons/ Highlights for Capital Project Prioritization Ranking:

Electrical Safety Authority LOCKOUT remains till the issues are addressed; energy-saving initiatives, LED Sports lighting system.

Commitments Made

Estimated Project Timeline:

Tender Date: 1-May-26
Start Date: 1-Jun-26
Completion Date: 2028

Project Components & Funding

	<i>Budget</i>	<i>Funding</i>
Roads / Roadside		
Sanitary Sewer		
Storm Sewer		
Water		
Bridges		
Buildings		
Vehicles / Equipment		
Other	175,000.00	Casino - Infra Main
	\$ 175,000.00	

Operating Impacts

Description:

This project, once completed requires an increase to the POS Fulltime Employee Equivalency(FTE) of 0.00 and \$0.00 additional Operational funding, and does provide additional revenues

Financial:

2026 CAPITAL BUDGET JUSTIFICATION

Department: (select) **Recreation, Culture & Community Services** **Budget Amount:** \$ 125,000.00
Division: (select) **Facility Management** **Budget Reference #:** 1.074
Category: (select) **Asset Maintenance or Replacement**

Project Information

Project Name

Thurlow Electrical Repairs

Project Detail, Justification & Reference Map

Following a comprehensive electrical review and assessment, it has been determined that the exterior electrical infrastructure servicing the Thurlow Community Centre, Fire Hall #4, and adjacent park washrooms is not compliant with ESA and Ontario Electrical Code requirements. The deteriorated condition of the existing equipment poses a safety risk to individuals in the vicinity and compromises the reliability of operations at these key facilities.

To address these concerns, the main service feed, splitter panels, metering, and disconnect switches will be replaced. All new components will be installed within a weather-tight enclosure to ensure code compliance, operational safety, and long-term durability.

During the upgrade process, contingency plans will be implemented to ensure that emergency services can continue to operate without interruption from this location.

Estimated Project Timeline:

Tender Date: _____ n/a
Start Date: _____ 1-Jul-26
Completion Date: _____ 1-Aug-26

Project Components & Funding

	<i>Budget</i>	<i>Funding</i>
Roads / Roadside		
Sanitary Sewer		
Storm Sewer		
Water		
Bridges		
Buildings		
Vehicles / Equipment		
Other	125,000.00	Casino - Infra Main
	\$ 125,000.00	

Supporting Information

Asset Management Plan

AMP Risk Assessment: 6

<i>Level of Service metric impact(s)</i>	<i>metric</i>	<i>impact</i>
keep assets in a state of good repair		Decrease in percentage of recreation assets with high and very high-risk exposure rating

Additional information / explanation:

Project Priority

Capital Project Prioritization Ranking: 65

(projects ranked based on City's Budget and Financial Control Policy - Appendix A)

Reasons/ Highlights for Capital Project Prioritization Ranking:

Commitments Made

Operating Impacts

Description:
There are no operating costs associated with this project as it is related to compliance

Financial:







2026 CAPITAL BUDGET JUSTIFICATION

Department: (select) **Transportation & Operational Services** **Budget Amount:** \$ 100,000.00
Division: (select) **Parks** **Budget Reference #:** 1.075
Category: (select) **Asset Maintenance or Replacement**

Project Information

Project Name

Trail and Park Lighting replacements

Project Detail, Justification & Reference Map

For the last seven (7) years, this issue has been addressing hazardous poles and lights within the park system. 39 trail poles are remaining, required to be replaced, of the total 548 poles and lights within the park system. In addition, Jane Forrester Parking Lot has two (2) concrete bases, in the parking lot that were compromised, in 2012, staff have been monitoring, they have now reached a point that requires immediate repairs to help elongate the level of service they currently serve. Approximately 75 percent of the light systems within parks are NOT LED,

Supporting Information

Asset Management Plan

AMP Risk Assessment: 6

Level of Service metric impact(s)	metric	impact
	Keep assets in a state of good repair	Keep

Additional information / explanation:
 Trail and Parking Lot Lights have yet to be captured within the AMP. In 2021 the light system was inventoried. The current system is being monitored with a rating system. Currently there is not Assessment, Metric or Impact established to provide, however "QUALITY AND RELIABILITY" was used

Project Priority

Capital Project Prioritization Ranking: 70

(projects ranked based on City's Budget and Financial Control Policy - Appendix A)

Reasons/ Highlights for Capital Project Prioritization Ranking:
 mitigate risk, energy savings

Estimated Project Timeline:
Tender Date: 1-Feb-26
Start Date: 1-Jul-26
Completion Date: 1-Sep-26

Project Components & Funding

	Budget	Funding
Roads / Roadside		
Sanitary Sewer		
Storm Sewer		
Water		
Bridges		
Buildings		
Vehicles / Equipment		
Other	100,000.00	Asset Mgmt
	\$ 100,000.00	

Commitments Made

Previous multiyear budget funding since 2017

Operating Impacts

Description:
 This project, once completed requires an increase to the POS Fulltime Employee Equivalency(FTE) of 0.00 and \$0.00 additional Operational funding

Financial:

2026 CAPITAL BUDGET JUSTIFICATION

Department: (select) **Transportation & Operational Services** **Budget Amount:** \$ 20,000.00
Division: (select) **Parks** **Budget Reference #:** 1.076
Category: (select) **Asset Maintenance or Replacement**

Project Information

Project Name

Log Cabin Monument refurbish

Project Detail, Justification & Reference Map

This monument, formally known as **United Empire Loyalist Monument**, is located at 100 Front Street on the west side, north of Dundas Street West, on the east side of the Moira River . Overall, the risk score of the grouped "Mid-Sized" Monuments is representative of the CoF and CoR as a group. However, there are some monuments, such as this one, that require continued maintenance to extend the 100-year service life. This monument celebrated its 100th anniversary in 2024 and was the subject of a documentary. The last refurbishment was funded and completed within the 2015 capital budget. Staff and Heritage Belleville support this refurbishment.

Supporting Information

Asset Management Plan

AMP Risk Assessment: 2

	<i>metric</i>	<i>impact</i>
Level of Service metric impact(s)	Keep	Maintain
	assets in a state of good repair	

Additional information / explanation:

This asset was captured as a group and not individually, within the ten-year capital plan; however, it was not captured in the level of service matrix. Overall, the risk score is a representative of the CoF and CoR. However, some monuments require maintenance to extend their service life (100yr)

Project Priority

Capital Project Prioritization Ranking: 13

(projects ranked based on City's Budget and Financial Control Policy - Appendix A)

Estimated Project Timeline:

Tender Date: 1-Mar-26

Start Date: 1-May-26

Completion Date: 1-Jun-26

Reasons/ Highlights for Capital Project Prioritization Ranking:

Asset Maintenance to extend serviceable life. Regardless of the low score rating this project will continue to extend the service life of this monument

Project Components & Funding

	<u>Budget</u>	<u>Funding</u>
Roads / Roadside		
Sanitary Sewer		
Storm Sewer		
Water		
Bridges		
Buildings		
Vehicles / Equipment		
Other	20,000.00	Asset Mgmt
	\$ 20,000.00	

Commitments Made

Operating Impacts

Description:
This project, once completed requires an increase to the POS Fulltime Employee Equivalency(FTE) of 0.00 and \$0.00 additional Operational funding

Financial:

2026 CAPITAL BUDGET JUSTIFICATION

Department: (select) **Transportation & Operational Services** **Budget Amount:** \$ 800,000.00
Division: (select) **Parks** **Budget Reference #:** 1.077
Category: (select) **New Asset Acquisition/Development**

Project Information

Project Name
Clarence Bird Park Phase 2

Project Detail, Justification & Reference Map

Clarence Bird Park is located at 32 Hampton Ridge Drive in Ward 2, in the Settlers Ridge housing development. The Park is 6.15 hectares in size, and most of this land area is undevelopable due to the water shed and pipeline easements. This project does not compromise the federal legislative controls at this site.

Phase One involved installing the necessary infrastructure such as utility services (hydro, water, & sewer), gravel trails, paved parking, and trees, using funding from the Covid Resilience Fund, and was tendered and completed in mid to late November 2021. Phase Two includes parking and trail lighting, a multiuse court that can also be used as a community ice rink, landscaping including tree planting (where allowed), and irrigation. The project was designed based on the park and recreation master plan process completed in 2022, aligning with activity gaps and community connectivity as recommended in the PRMP final report. Community consultation and engagement will be integrated into this project.

Supporting Information

Asset Management Plan

AMP Risk Assessment: n/a

<i>Level of Service metric impact(s)</i>	<i>metric</i>	<i>impact</i>
access to Park amenities and programs for the whole community	Provide an Active Transportation Network that enables sustainable transportation	Increase in ratio of amenities to residents Increase in number of kms of recreational trails

Additional information / explanation:

"Provide an Active Transportation Network that enables sustainable transportation", "Provide access to Park amenities and programs for the whole community", 10-year Capital Work Plan & PRMP

Project Priority

Capital Project Prioritization Ranking: 46

(projects ranked based on City's Budget and Financial Control Policy - Appendix A)

Reasons/ Highlights for Capital Project Prioritization Ranking:

Active Transportation Master Plan, Parks renewal and growth forecast projections, PRMP recommendation # 108

Estimated Project Timeline:

Tender Date: 5/01/26
Start Date: 7/01/26
Completion Date: 12/01/26

Project Components & Funding

	<i>Budget</i>	<i>Funding</i>
Roads / Roadside		
Sanitary Sewer		
Storm Sewer		
Water		
Bridges		
Buildings		
Vehicles / Equipment		
Other	800,000.00	Asset Mgmt
	\$ 800,000.00	

Commitments Made

21-1.062 - Park & Playground Improvements - BIRD Park - \$300,000.00, 10 year capital work plan, PRMP

Operating Impacts

Description:

This project, once completed requires an increase to the POS Fulltime Employee Equivalency(FTE) of 0.35 and \$6,500.00 additional Operational funding

Financial:

Asset Management Reserve Contribution required \$ 20,000.00
 Additional Maintenance costs required \$ 8,000.00

2026 CAPITAL BUDGET JUSTIFICATION

Department: (select) Transportation & Operational Services **Budget Amount:** \$ 40,000.00
Division: (select) Operations **Budget Reference #:** 1.078
Category: (select) New Asset Acquisition/Development

Project Information

Project Name
Christmas Display

Project Detail, Justification & Reference Map
The Christmas light display is a well-known project that takes place every year during the holiday season. This request comes as a result of needing to purchase additional lights and maintain current features within the display.

Supporting Information

Asset Management Plan
AMP Risk Assessment: n/a

	<i>metric</i>	<i>impact</i>
Level of Service metric impact(s)	Keep	Maintain
	assets in a state of good repair	

Additional information / explanation:

Project Priority

Capital Project Prioritization Ranking: 18
(projects ranked based on City's Budget and Financial Control Policy - Appendix A)

Estimated Project Timeline:

Tender Date: Q1 - 2026
Start Date: Q2- 2026
Completion Date: Q3 - 2026

Reasons/ Highlights for Capital Project Prioritization Ranking:
 Lights in current inventory are in poor condition and need to be replaced in order to provide the same service as previous years.

Project Components & Funding

	<i>Budget</i>	<i>Funding</i>
Roads / Roadside		
Sanitary Sewer		
Storm Sewer		
Water		
Bridges		
Buildings		
Vehicles / Equipment		
Other	40,000.00	Donations/Other
	\$ 40,000.00	

Commitments Made

Operating Impacts

Description:

Financial:

Asset Management Reserve Contribution required	\$	1,000.00
Additional Maintenance costs required	\$	400.00

2026 CAPITAL BUDGET JUSTIFICATION

Department: (select) Information Technology **Budget Amount:** \$ 44,000.00
Division: (select) IT Operations **Budget Reference #:** 1.079
Category: (select) Asset Maintenance or Replacement

Project Information

Project Name
Library Equipment

Project Detail, Justification & Reference Map

In 2025 the technical services section of IT wants to address the 2 radio links to the Library from City Hall and the Technology centre equipment. These radios are over 6 years old, spend their lifetime in the elements and have left the Library without communications on some occasions. The Technology Centre is full of public facing devices that are also over 6 years old and worn from daily use from the public.

Supporting Information

Asset Management Plan

AMP Risk Assessment: 22

<i>Level of Service metric impact(s)</i>	<i>metric</i>	<i>impact</i>
	IT Service	Maintain
	Availability	

Additional information / explanation:

Project Priority

Capital Project Prioritization Ranking: 49

(projects ranked based on City's Budget and Financial Control Policy - Appendix A)

Reasons/ Highlights for Capital Project Prioritization Ranking:

Estimated Project Timeline:

Tender Date: 1-Feb-25
Start Date: 1-Apr-25
Completion Date: 1-Aug-25

Project Components & Funding


	<i>Budget</i>	<i>Funding</i>
Roads / Roadside		
Sanitary Sewer		
Storm Sewer		
Water		
Bridges		
Buildings		
Vehicles / Equipment		
Other	44,000.00	Asset Mgmt Reserve Fund
	\$ 44,000.00	

Commitments Made

Operating Impacts

Description:

Financial:



2026 CAPITAL BUDGET JUSTIFICATION

Department: (select) Information Technology **Budget Amount:** \$ 250,000.00
Division: (select) IT Operations **Budget Reference #:** 1.080
Category: (select) Asset Maintenance or Replacement

Project Information

Project Name

Network & Server Asset Mtce

Project Detail, Justification & Reference Map

The need for a formalized and consistent IT asset maintenance program was identified in the Council-approved Information Technology Service Review (ITSR) and Asset Management Plan. The ITSR recommended establishing an Asset Lifecycle Management Policy to ensure the effective procurement, maintenance, and replacement of technology assets, so that municipal services remain reliable, secure, and cost-effective. It also highlighted Belleville's underinvestment in IT infrastructure relative to municipal benchmarks, warning of increased risks of disruption and inefficiency if assets are not maintained. In addition, the ITSR workplan under SPR-1.2.1 (Network – Administration, Operations, Provisioning) specifically identifies server hardware and network upgrades as planned initiatives to strengthen IT service performance and resiliency. The 2026 Network & Server Replacement Program delivers directly on these recommendations by replacing 27 critical assets that support the City's network, ensuring service availability is maintained at the current level and aligning with the Council-approved strategy to modernize and secure the City's IT foundation.

Estimated Project Timeline:

Tender Date: 01-01-2026
Start Date: 01-01-2026
Completion Date: 12-31-2026

Project Components & Funding

	<i>Budget</i>	<i>Funding</i>
Roads / Roadside		
Sanitary Sewer		
Storm Sewer		
Water		
Bridges		
Buildings		
Vehicles / Equipment		
Other	250,000.00	Casino - Infra Main
	\$ 250,000.00	

Supporting Information

Asset Management Plan

AMP Risk Assessment: 20

	<i>metric</i>	<i>impact</i>
Level of Service metric impact(s)	IT Service Availability	Maintain

Additional information / explanation:

Project Priority

Capital Project Prioritization Ranking: 56
(projects ranked based on City's Budget and Financial Control Policy - Appendix A)

Reasons/ Highlights for Capital Project Prioritization Ranking:
 Essential for the continued operation of the City.

Commitments Made

Operating Impacts

Description:

Financial:

2026 CAPITAL BUDGET JUSTIFICATION

Department: (select) Information Technology **Budget Amount:** \$ 141,000.00
Division: (select) IT Operations **Budget Reference #:** 1.081
Category: (select) Asset Maintenance or Replacement

Project Information

Project Name

End User Devices

Project Detail, Justification & Reference Map

This program replaces 25% (approximately 200 devices) of the City's desktop and laptop computers, monitors, and cellphones each year, ensuring staff have the secure, reliable, and modern tools they need to serve the community. Regular refreshes prevent costly emergency replacements, reduce downtime, and keep systems compliant with current cybersecurity and accessibility standards.

Council has supported this program through past capital budgets, the IT Service Review, and the Strategic Plan's commitment to modern, efficient service delivery. By spreading replacements over a four-year cycle, the City avoids large capital spikes while maintaining productivity, security, and sustainability across all departments.

Estimated Project Timeline:

Tender Date: Jan 1 2026
Start Date: Jan 1 2026
Completion Date: Dec 31 2026

Project Components & Funding

	<i>Budget</i>	<i>Funding</i>
Roads / Roadside		
Sanitary Sewer		
Storm Sewer		
Water		
Bridges		
Buildings		
Vehicles / Equipment		
Other	141,000.00	Asset Mgmt Reserve Fund
	<u>\$ 141,000.00</u>	

Supporting Information

Asset Management Plan

AMP Risk Assessment: 20

	<i>metric</i>	<i>impact</i>
Level of Service metric impact(s)	% of IT assets with very high-risk exposure rating	decrease by 10% and maintain

Additional information / explanation:

Project Priority

Capital Project Prioritization Ranking: 48
(projects ranked based on City's Budget and Financial Control Policy - Appendix A)

Reasons/ Highlights for Capital Project Prioritization Ranking:

Commitments Made

Operating Impacts

Description:

Financial:

2026 CAPITAL BUDGET JUSTIFICATION

Department: (select) Information Technology **Budget Amount:** \$ 120,000.00
Division: (select) IT Operations **Budget Reference #:** 1.082
Category: (select) Asset Maintenance or Replacement

Project Information

Project Name
City Hall Datacenter Uninterruptable Power Supplies (UPS)

Project Detail, Justification & Reference Map

City Hall is host to the primary datacenter and it houses a vast majority of its data. Clean uninterrupted power is vital to its operation and service availability. This data center uses 8 small UPS (Uninterruptable Power Supplies) to maintain power to infrastructure until its generator can power up. Several of these UPS's are at or near end of life and all require significant interruption to services each time they are replaced. The City should implement a datacenter class UPS to power the entire datacenter that can maintain power while maintenance is performed on the device such as battery replacements. This would also allow staff time needed to safely shutdown systems should the generator fail to operate to ensure data integrity. That time is only 15 minutes on battery. Existing UPS may be redistributed to less intensive duties. A datacentre class UPS reduces risk, improves support windows and distributes the load, reducing the potential for service interruptions and raising the standard needed for business continuity mitigation.

Estimated Project Timeline:

Tender Date: 01-01-2026
Start Date: 01-01-2026
Completion Date: 12-31-2026

Project Components & Funding

	<u>Budget</u>	<u>Funding</u>
Roads / Roadside		
Sanitary Sewer		
Storm Sewer		
Water		
Bridges		
Buildings		
Vehicles / Equipment		
Other	120,000.00	Asset Mgmt
	<u>\$ 120,000.00</u>	

Supporting Information

Asset Management Plan

AMP Risk Assessment: 18

<i>Level of Service metric impact(s)</i>	<i>metric</i>	<i>impact</i>
	IT Service	Maintain
	Availability	

Additional information / explanation:

Project Priority

Capital Project Prioritization Ranking: 44

(projects ranked based on City's Budget and Financial Control Policy - Appendix A)

Reasons/ Highlights for Capital Project Prioritization Ranking:
 Essential for the continued operation of the City.

Commitments Made

Operating Impacts

Description:

Financial:

2026 CAPITAL BUDGET JUSTIFICATION

Department: (select) **Information Technology**
Division: (select) **IT Operations**
Category: (select) **New Asset Acquisition/Development**

Budget Amount: \$ 80,000.00
Budget Reference #: 1.083

Project Information

Project Name
Administrative Monetary Penalty System (AMPS) - Parking

Project Detail, Justification & Reference Map

This software is integral to streamlining processes and the implementation of an Administrative Monetary Penalty System (AMPS), while improving user friendliness. Parking tickets are currently issued under the Provincial Offences Act (POA) for the City. In 2024, 20,000+ parking tickets were manually issued and processed by staff, an increase of 8,000+ tickets from 2022. Acquiring an enforcement software allows for many things: digital issuance of parking tickets which are printed from a hip printer and synced to the system as soon as possible (eliminating up to 10 hours a week of staff time which can be refocus to implement and manage AMPS), the hip printer will also save approx. 10K per year in physical parking tickets, ability to sync with our pay for parking software, online screening requests, overnight parking permits that can be limited by certain criteria with little staff oversight, capable to be transitioned into property violations in addition to parking, GPS tagging, customizable to the City regulations as things change, escalation of fines as they age, full integration with MTO, integration with our website, and more.

Estimated Project Timeline:

Tender Date: 1-Feb-25
Start Date: 1-Apr-25
Completion Date: 1-Aug-25

Project Components & Funding

	<i>Budget</i>	<i>Funding</i>
Roads / Roadside		
Sanitary Sewer		
Storm Sewer		
Water		
Bridges		
Buildings		
Vehicles / Equipment		
Other	80,000.00	Parking
	\$ 80,000.00	

Supporting Information

Asset Management Plan

AMP Risk Assessment: N/A

<i>Level of Service metric impact(s)</i>	<i>metric</i>	<i>impact</i>
	Future	LOS Increase

Additional information / explanation:

Project Priority

Capital Project Prioritization Ranking: 57
(projects ranked based on City's Budget and Financial Control Policy - Appendix A)

Reasons/ Highlights for Capital Project Prioritization Ranking:

Commitments Made

Operating Impacts

Description:

Financial:
 Asset Management Reserve Contribution required \$ 2,000.00
 Additional Maintenance costs required \$ 16,000.00

2026 CAPITAL BUDGET JUSTIFICATION

Department: (select) **Information Technology**
 Division: (select) **IT Operations**
 Category: (select) **New Asset Acquisition/Development**

Budget Amount: \$ 20,000.00
 Budget Reference #: 1.084

Project Information

Project Name
Computer Authentication Improvements

Project Detail, Justification & Reference Map

Implementing a new physical domain controller directly advances SPR-1.1.2 Business Continuity Planning & Disaster Recovery from the City's IT Service Review (2024), which identified the lack of a modern disaster recovery plan and the need to define recovery time objectives (RTOs) for core services as a "significant risk". By deploying a dedicated hardware-based controller, Belleville ensures that essential functions such as authentication, DNS, and DHCP can be restored more quickly during outages, strengthening continuity, reducing downtime, and aligning with the plan's call for infrastructure investments that build resilience across the City's IT environment.

Supporting Information

Asset Management Plan

AMP Risk Assessment:

	<i>metric</i>	<i>impact</i>
Level of Service metric impact(s)	IT Service Availability	Increase

Additional information / explanation:

Project Priority

Capital Project Prioritization Ranking:
 (projects ranked based on City's Budget and Financial Control Policy - Appendix A)

Estimated Project Timeline:

Tender Date: 01-01-2026
Start Date: 01-01-2026
Completion Date: 12-31-2026

Reasons/ Highlights for Capital Project Prioritization Ranking:
 Essential for the continued operation of the City.

Project Components & Funding

	<i>Budget</i>	<i>Funding</i>
Roads / Roadside		
Sanitary Sewer		
Storm Sewer		
Water		
Bridges		
Buildings		
Vehicles / Equipmen	20,000.00	Asset Mgmt
Other		
	<u>\$ 20,000.00</u>	

Commitments Made

Included in 10 year capital work plan submitted with the corporate asset management plan.

Operating Impacts

Description:

Financial:

Asset Management Reserve Contribution required	\$	500.00
Additional Maintenance costs required	\$	200.00

2026 CAPITAL BUDGET JUSTIFICATION

Department: (select) Information Technology **Budget Amount:** \$ 50,000.00
Division: (select) IT Operations **Budget Reference #:** 1.085
Category: (select) New Asset Acquisition/Development

Project Information

Project Name

MS Teams Telephony

Project Detail, Justification & Reference Map

MW-1.1 IT Service Review priority. Transitioning from our current VOIP system to Microsoft Teams-based calling offers significant benefits for the municipality. By unifying voice, video, chat, and collaboration into a single platform, Teams simplifies communication and enhances staff productivity. This move supports flexible and remote work by enabling calls from any device with internet access, while also reducing costs through consolidated licensing and decreased hardware dependency. Additionally, Teams provides advanced collaboration tools integrated with Microsoft 365 applications, ensuring seamless workflows. The cloud-based system offers scalable, secure, and compliant communications with centralized management that reduces IT overhead. Overall, adopting Teams-based calling modernizes our communication infrastructure, improves user experience, and aligns with our digital transformation goals.

Estimated Project Timeline:

Tender Date: 1-Jun-25
Start Date: 1-Oct-25
Completion Date: 31/12/2025

Project Components & Funding

	<i>Budget</i>	<i>Funding</i>
Roads / Roadside		
Sanitary Sewer		
Storm Sewer		
Water		
Bridges		
Buildings		
Vehicles / Equipment		
Other	50,000.00	Asset Mgmt
	\$ 50,000.00	

Supporting Information

Asset Management Plan

AMP Risk Assessment: N/A

	<i>metric</i>	<i>impact</i>
Level of Service metric impact(s)	IT Service	Increase
	Availability	

Additional information / explanation:

Project Priority

Capital Project Prioritization Ranking: 11

(projects ranked based on City's Budget and Financial Control Policy - Appendix A)

Reasons/ Highlights for Capital Project Prioritization Ranking:

Commitments Made

Operating Impacts

Description:

This program is intended to move towards full cloud telephony utilizing our existing licensing and tools and is expected to reduce operating expenses over a period of 3 years

Financial:

Asset Management Reserve Contribution required	\$	1,300.00
Additional Maintenance costs required	\$	(1,000.00)

2026 CAPITAL BUDGET JUSTIFICATION

Department: (select) **Environmental Services**
 Division: (select) **Stormwater**
 Category: (select) **Asset Maintenance or Replacement**

Budget Amount: \$ 110,000.00
 Budget Reference #: 1.086

Project Information

Project Name
 Dundas St W Stormwater Outlet

Project Detail, Justification & Reference Map

A storm sewer system on Dundas Street West in the vicinity of Hastings Manor outlets through an easement across the property known as 471 Dundas Street West to outlet into an open ditch on the north side of the Canadian Pacific Kansas City (CPKC) Railway. The storm water then travels through a culvert under the CPKC Railway before entering another storm sewer which runs in an easement across the property known as 104 Gracefield Lane outletting into the Bay of Quinte.

During significant rainfall events the outlet sewer surcharges through the south side catchbasins on Dundas Street West and maintenance hole in the 471 Dundas Street West driveway causing localized flooding of 467/471 Dundas St W. This project is to retain the services of a consultant to investigate the sewer catchment area and sewers, review the expected storm sewer flows and compare them against the existing sewer capacities to determine the cause of the issue and investigate possible solutions.

Estimated Project Timeline:

Tender Date: 2-Feb-26
Start Date: 24-Apr-26
Completion Date: 25-Sep-26

Project Components & Funding

	<i>Budget</i>	<i>Funding</i>
Roads / Roadside		
Sanitary Sewer		
Storm Sewer	110,000.00	Environmental Reserve Fund
Water		
Bridges		
Buildings		
Vehicles / Equipment		
Other		
	\$ 110,000.00	

Supporting Information

Asset Management Plan

AMP Risk Assessment: 6

Level of Service metric impact(s)

<i>metric</i>	<i>impact</i>
Percentage Increase of 0.05%	of properties resilient to 5-year storm

Additional information / explanation:

Project Priority

Capital Project Prioritization Ranking: 48

(projects ranked based on City's Budget and Financial Control Policy - Appendix A)

Reasons/ Highlights for Capital Project Prioritization Ranking:
 Public Safety, Service Levels, and Strategic Alignment

Commitments Made

Operating Impacts

Description:

Financial:

2026 CAPITAL BUDGET JUSTIFICATION

Department: (select) **Library**
 Division: (select) **Library**
 Category: (select) **Asset Maintenance or Replacement**

Budget Amount: \$ **25,000.00**
 Budget Reference 1.087

Project Information

Project Name
Library public and staff furniture and equipment replacements.

Project Detail, Justification & Reference Map
 General maintenance and replacement for aged, worn equipment items for both public and staff use. Replace some public lounge furniture (\$10,000), some staff office furniture, receipt printers, and RFID pads (\$12,000), and two laptops for use in the Gallery, one for staff use and one for use with room rentals (\$3,000).

Supporting Information

Asset Management Plan
 AMP Risk Assessment: N/A

	<i>metric</i>	<i>impact</i>
Level of Service metric impacts	Keep	Maintain
	assets in a	state of
	good repair	

Additional information / explanation:
 General equipment and furniture replacements, does not impact asset management planning.

Project Priority

Capital Project Prioritization Ranking: 44
 (projects ranked based on City's Budget and Financial Control Policy - Appendix A)

Reasons/ Highlights for Capital Project Prioritization Ranking:

Estimated Project Timeline:
 Tender Date: n/a
 Start Date: 2/01/26
 Completion Date: 11/01/26


Commitments Made
 No commitments made. Library Board approved capital budget request.

Project Components

	Budget	Funding
Roads		
Sanitary Sewer		
Storm Sewer		
Equipment	<u>25,000.00</u>	Asset Mgmt/Library
	\$ <u>25,000.00</u>	

Operating Impacts
Description: n/a

Financial: no impact on operating



DRAFT

2026 CAPITAL BUDGET JUSTIFICATION

Department: (select) Police **Budget Amount:** \$ 513,400.00
Division: (select) Police **Budget Reference:** 1.088
Category: (select) Asset Maintenance or Replacement

Asset Maintenance and New Growth Allocation

Police Summary			Allocated Maintenance/Rep I & Growth/New	Total Per Category	Total Per Category
Maintenance / Replacement	374,274	43%	139,134	513,408	513,400
Growth/New	497,045	57%	184,433	681,478	681,500
	871,319	100%	323,567	1,194,886	1,194,900
Maintenance/Replacement & Growth/\n	323,567			-	
Total 2026 Capital Budget Proposal	1,194,886				

Maintenance / Replacement Allocation	\$	Funding
All Other Items	332,800	Police Reserve Fund
Vehicle Replacement; Tahoe & Sienna	180,600	Casino - Vehicle Replacement Reserve Fund
	513,400	
Growth/New	681,500	Police Reserve Fund
	1,194,900	

Project Information

See Supporting Information Attached



2026 CAPITAL BUDGET JUSTIFICATION

Department: (select) Police **Budget Amount:** \$ 681,500.00
Division: (select) Police **Budget Reference:** 1.089
Category: (select) New Asset Acquisition/Development

Asset Maintenance and New Growth Allocation

Police Summary			Allocated		Total Per Category	Total Per Category
			Maintenance/Rep I & Growth/New			
Maintenance / Replacement	374,274	43%	139,134	513,408		513,400
Growth/New	497,045	57%	184,433	681,478		681,500
	871,319	100%	323,567	1,194,886		1,194,900
Maintenance/Replacement & Growth/∧	323,567			-		
Total 2026 Capital Budget Proposal	1,194,886					

Maintenance / Replacement Allocation	\$	Funding
All Other Items	332,800	Police Reserve Fund
Vehicle Replacement; Tahoe & Sienna	180,600	Casino - Vehicle Replacement Reserve Fund
	513,400	
Growth/New	681,500	Police Reserve Fund
	1,194,900	

Project Information

See Supporting Information Attached

DRAFT

BELLEVILLE POLICE SERVICE - 2026 CAPITAL BUDGET PROPOSAL**2026 CAPITAL BUDGET - By Cost Centre**

Capital Cost Centre	2026
Specialized Equipment	\$ 321,243
Information Technology	\$ 279,955
Fleet Purchases	\$ 529,939
Facility, Furniture, Fixtures	\$ 63,749
TOTAL	\$ 1,194,887

2026 CAPITAL BUDGET - By Department

Department	Amount
Fleet and Facility	\$ 479,939
Forensic Identification Unit (FIS)	\$ 8,598
Information Technology	\$ 290,131
Emergency Response Unit (ERU)	\$ 108,198
Traffic Safety Unit	\$ 115,635
Training Unit	\$ 186,091
Search and Rescue	\$ 4,172
Incident Command	\$ 2,123
TOTAL	\$ 1,194,887

2026 CAPITAL BUDGET - By Project Category

Project Category	Amount
Maintenance/Replacement and Growth/New	\$ 323,567
Maintenance/Replacement	\$ 374,274
Growth/New	\$ 497,045
TOTAL	\$ 1,194,887

SPECIALIZED EQUIPMENT

Department/Unit Name	Item #	Item Name	Priority Rating (1-5) 1 = Desired 5 = Absolutely Required	Rationale/Description	Project Category	Useful Life in Years	Quantity # of units	Cost in CAD \$	HST 13%	Total Cost	HST Rebate 0.86461	HST Post Rebate	Total Request
Training Unit	1	Ballistic Vests/Carriers	5	The Community Safety Policing Act (CSPA) mandates that all Police Services provide ballistic vests to their members; the current ballistic vests have a five year shelf life and require replacement. For 2026 our Service is requesting 36 patrol vests and 4 emergency response unit ballistic vests for required replacement and to accommodate increase in staffing.	Maintenance/Replacement and Growth/New	7	40	\$ 61,073	\$ 7,940	\$ 69,013	\$ 6,865	\$ 1,075	\$ 62,148
Training Unit	2	Gen5 Glockes	5	Replacement of the aging 2007 Glock pistols. The proposed budget starting in 2026 is replacing 25% of the older inventory over four years to reduce annual costs. The polymer handles are starting to break down, and our Service has started to have to replace units. 25% of the Glockes that need to be replaced equate to approximately 28 handguns per year. The proposed budget is requesting 35 handguns to have an inventory to accommodate new hires and unforeseen replacements.	Maintenance/Replacement and Growth/New	5	35	\$ 64,906	\$ 8,438	\$ 73,344	\$ 7,295	\$ 1,142	\$ 66,048
Training Unit	3	ERU Helmets	5	All 12 members of the Emergency Response Unit (ERU) helmets will require replacement in 2027 as they will be expired. The lead time on the helmets is currently 8-10 months at a minimum. As a result, the helmets will have to be ordered in 2026 to have them arrive and be available for members in 2027.	Maintenance/Replacement	10	12	\$ 12,282	\$ 1,597	\$ 13,879	\$ 1,380	\$ 216	\$ 12,498
Training Unit	4	Rescue Randy	4	Purchasing a Rescue Randy provides a safe, realistic, and standardized training tool that improves readiness and supports mission-critical life-saving operations. A Rescue Randy manikin is a strategic and essential investment for emergency response training. Rescue Randy simulates the weight and physical presence of a real human, eliminating the risk of injury to live volunteers during physically demanding training scenarios. It enables full-force training (e.g., carrying, dragging, or breaking down barriers) without endangering anyone. Purchasing a Rescue Randy would be an asset for the Training Unit and the Belleville Police Service as a whole.	Maintenance/Replacement	10	1	\$ 3,174	\$ 413	\$ 3,587	\$ 357	\$ 56	\$ 3,230
Training Unit	5	C8 Carbine, Semi-Auto	5	Replacement of the aging C8 carbines used exclusively by members of ERU. As the carbines are 15 years old or more, it has been recommended to replace the carbines. Additionally, BPS has been advised that Colt Canada no longer sells replacement barrels alone. The Training Unit recently had to replace one of the carbines as it broke down with a major fault, taking it out of service.	Maintenance/Replacement	10	5	\$ 15,546	\$ 2,021	\$ 17,567	\$ 1,747	\$ 274	\$ 15,820
Training Unit	6	Concept 2 BikeErg	4	Police officers require high levels of cardiovascular endurance, muscular strength, and mental resilience to perform their duties effectively. The BikeErg provides a low-impact, high-intensity cardiovascular workout suitable for a broad range of fitness levels, helping members maintain optimal physical readiness. The BikeErg offers a low-impact exercise option that's easier on joints than running or other high-impact activities. This makes it ideal for Officers recovering from injury (e.g., knee, ankle, or back issues) and preventative fitness for officers prone to repetitive stress injuries.	Growth/New	5	1	\$ 2,014	\$ 262	\$ 2,276	\$ 226	\$ 35	\$ 2,049

Training Unit	7	WARQ Training Protective Helmet	5	The WARQ Pro training helmet was designed specifically for Law Enforcement and Military use in force on force training. Its unique ventilation system provides the best anti-fog capabilities on the market. Stress induced by role players and the pain penalty of getting hit is part of the training realism, but the participants must be responsibly protected from any serious damage. The WARQ Pro helmet was designed with features built specifically for law enforcement training scenarios to keep the user protected and keep training as realistic as possible. The Training Unit is implementing realistic, scenario based training and require new training helmets to ensure safety and realism is maintained. Storage bags included in the purchases price.	Maintenance/Replacement	5	4	\$ 3,034	\$ 394	\$ 3,428	\$ 341	\$ 53	\$ 3,087
Training Unit	8	Masks and Filters	5	The Belleville Police Service supplies front line officers with the AVON Respirator. The AVON Respirator offers operational flexibility and high protection across multiple threat scenarios. Capable of defending against chemical, biological, radiological, and nuclear (CBRN) agents, as well as toxic industrial chemicals (TICs) and toxic industrial materials (TIMs), the C50 ensures comprehensive protection for first responders and military personnel. Designed with an emphasis on comfort and field of vision, the C50 enables users to operate efficiently in challenging environments. It is ideal for battlefield CBRN protection, first responders, correctional officers, and specialist law enforcement and counterterrorism operations.	Maintenance/Replacement and Growth/New	10	20	\$ 14,649	\$ 1,904	\$ 16,554	\$ 1,647	\$ 258	\$ 14,907
Training Unit	9	Defensive Tactics Rollout Mats	5	Roll-Out Combat Sports Mats are designed to deliver durability and versatility. Lightweight and portable, these mats can be rolled up effortlessly for convenient installation and storage. They are extremely durable as they are made out of 24 oz. vinyl. Thanks to their easy roll-out design, can be set up and taken down conveniently, making them ideal for multiple sporting events or competitions that require frequent mat movement. These mats will be replacing aged worn out mats and will reduce injury giving a larger working area for training.	Maintenance/Replacement	10	3	\$ 6,193	\$ 805	\$ 6,998	\$ 696	\$ 109	\$ 6,302
Incident Command	10	Satellite Phone	5	Under the Community Safety and Policing Act, Ontario Regulation 392/23 - Adequate and Effective Policing Schedule 1 - Required Equipment and Other Resources. Section 6, sub section 5. Every incident commander shall be provided the following equipment and other resources: 5. A Satellite Phone.	Growth/New	5	1	\$ 2,086	\$ 271	\$ 2,357	\$ 234	\$ 37	\$ 2,123
Emergency Response Unit (ERU)	11	Rappelling Equipment	5	Part of the ERU tactical standards is required access to rappel. The existing rappelling equipment are in desperate need of replacement. This is safety equipment that is absolutely required to replace.	Maintenance/Replacement	10	1	\$ 5,101	\$ 663	\$ 5,764	\$ 573	\$ 90	\$ 5,191
Emergency Response Unit (ERU)	12	Kestrel 5700	5	Belleville snipers are trained by the Ottawa Police Service tactical unit. During their basic sniper courses they are instructed on ballistics and weather and wind readings using Kestrel instruments. These instruments are vital in assisting the sniper team to have the best information available to them.	Maintenance/Replacement	10	2	\$ 1,488	\$ 193	\$ 1,681	\$ 167	\$ 26	\$ 1,514
Emergency Response Unit (ERU)	13	Telescoping Ladder Pack	4	ERU currently does not have any functional ladders for use while on operational deployments. In the past members have had to borrow ladders from neighbouring houses or from BPS maintenance. ERU does encounter barricades and or warrants several floors off of ground level. Ladders can provide access at a lower risk than rappelling depending on the height that is required.	Growth/New	15	1	\$ 1,467	\$ 191	\$ 1,658	\$ 165	\$ 26	\$ 1,493

Search and Rescue	14	Garmin Rino 755t - Handheld GPS	5	The SAR Unit requires five new handheld GPS Units; to replace five older model defective and discontinued units. The GPS units are imperative when conducting a search as they track a members search area and allow members to way point evidence and places of significance. The tracks are then downloaded to the QV7 Search Program from the GPS's, allowing the Search Manager to observe areas searched, identify areas not searched and present the overall search to Management and family members alike. Radioworld has been the supplier chosen in the past for these units and they are the most cost effective. Also, the Garmin Rino units are the GPS's utilized by the Belleville Police Service and they are compatible with the QV7 search program software.	Maintenance/Replacement	5	5	\$ 4,100	\$ 533	\$ 4,633	\$ 461	\$ 72	\$ 4,172
Traffic Safety	15	Black Cat Surveillance Radar	5	The Belleville Police Service receives frequent complaints about traffic speeds and driver behaviours. The best way to properly evaluate these complaints is to use a data driven evidence based model to decide if further investigation/ enforcement is required. The Black Cat is a Canadian made device that tracks the number of vehicle dynamics and records data. The unit has software that analyzes the data and generates a report that is clear and easily disseminated to stakeholders.	Maintenance/Replacement	10	1	\$ 6,325	\$ 822	\$ 7,147	\$ 711	\$ 111	\$ 6,436
Traffic Safety	16	Faro Focus Premium 200m Laser Scanner	5	Using a laser scanner to document crime and crash scenes has become the industry standard in law enforcement. Our service currently has a limited capacity to scan, using a seven-year-old scanner with limited operability and functionality. This model is being adopted by other services and offers a complete package of hardware and software to combine the laser scans with drone imagery and forensic photographs to offer a fulsome 3D measurable environment that can be easily disclosed. The data provided by this scanner is essential for completing thorough investigations.	Growth/New	5	1	\$ 107,310	\$ 13,950	\$ 121,260	\$ 12,062	\$ 1,889	\$ 109,199
FIS	17	Narrow Band Filter	5	A specialized light filter for the laboratory laser light to narrow the band path to 10nm. This significantly reduces background fluorescents found in fingerprint photography. The filter will bring BPS up to par with using best practices within the forensic laboratory with fingerprint photography and examination.	Growth/New	5	1	\$ 1,888	\$ 245	\$ 2,133	\$ 212	\$ 33	\$ 1,921
FIS	18	Device Locker - Digital Crime	5	Device locker for items pending warrant. Currently we only have 4 lockers available and are often near maximum capacity. These lockers ensure the devices are charged and hold a charge while waiting for a warrant. This is vital for obtaining the maximum information from device download.	Growth/New	10	2	\$ 3,050	\$ 397	\$ 3,447	\$ 343	\$ 54	\$ 3,104
TOTAL REQUEST								\$ -	\$ -	\$ -	\$ -	\$ -	\$ -
								\$ 315,687	\$ 41,039	\$ 356,726	\$ 35,483	\$ 5,556	\$ 321,243

INFORMATION TECHNOLOGY

Department/Unit Name	Item #	Item Name	Priority Rating (1-5) 1 = Desired 5 = Absolutely Required	Rationale/Description	Project Category	Useful Life in Years	Quantity # of units	Cost in CAD \$	HST 13%	Total Cost	HST Rebate 0.86461	HST Post Rebate	Total Request	
ITSU	1	Livescan Replacements	5	The current Livescan (fingerprint) machines are now obsolete and not capable of being upgraded to Windows 11. Windows 10 Operating System will no longer supported by end of 2025.	Maintenance/Replacement and Growth/New	7	3	\$ 80,207	\$ 10,427	\$ 90,634	\$ 9,015	\$ 1,412	\$ 81,619	
ITSU	2	Smartphones	5	Replacement of the current s23+ fleet of phones. The phones are used as the computer terminal in the car and are a critical requirement used by officers daily. Devices will include new cases and screen protectors. Project will also include updated phone docks in vehicle.	Maintenance/Replacement and Growth/New	5	60	\$ 48,000	\$ 6,240	\$ 54,240	\$ 5,395	\$ 845	\$ 48,845	
ITSU	3	Sharepoint - Phase 2	5	Sharepoint - Phase 2. Cost to migrate all remaining business units to the Sharepoint Electronic Document Management Platform	Growth/New	10	1	\$ 116,906	\$ 15,198	\$ 132,104	\$ 13,140	\$ 2,058	\$ 118,964	
ITSU	4	Closed Circuit Television (CCTV) Camera Improvements	4	For continued expansion of the CCTV system. BPS has been successful in leveraging government matching opportunities in 2023, 2024, and 2025 and hope to have similar success in the year 2026.	Growth/New	5	1	\$ 30,000	\$ 3,900	\$ 33,900	\$ 3,372	\$ 528	\$ 30,528	
TOTAL REQUEST									\$ -	\$ -	\$ -	\$ -	\$ -	
									\$ 275,113	\$ 35,765	\$ 310,878	\$ 30,923	\$ 4,842	\$ 279,955

FLEET PURCHASES

Department/Unit Name	Item #	Item Name	Priority Rating (1-5) <i>1 = Desired 5 = Absolutely Required</i>	Rationale/Description	Project Category	Useful Life <i>in Years</i>	Quantity <i># of units</i>	Cost <i>in CAD \$</i>	HST <i>13%</i>	Total Cost	HST Rebate <i>0.86461</i>	HST Post Rebate	Total Request
Emergency Response Unit (ERU)	1	Community Rescue Vehicle	5	ERU has been requesting an armoured community rescue vehicle for the past 8 years. Services across the province have this capability already and it has been proven invaluable. The amount of firearms incidents that ERU has been in involved in has increased dramatically over the last 5 years. Other services have also found it to be a great community outreach tool.	Growth/New	10	1	\$ -	\$ -	\$ -	\$ -	\$ -	\$ 100,000
Fleet/Facility	2	2026 Chevrolet Tahoe PPV	5	End of life replacement vehicle	Maintenance/Replacement	5	1	\$ 130,000	\$ 16,900	\$ 146,900	\$ 14,612	\$ 2,288	\$ 132,288
Fleet/Facility	3	2025 Toyota Sienna	5	End of life replacement vehicle	Maintenance/Replacement	6	1	\$ 50,557	\$ 6,572	\$ 57,129	\$ 5,683	\$ 890	\$ 51,447
Fleet/Facility	4	2026 Dodge Durango Enforcer	5	End of life replacement vehicle	Maintenance/Replacement	5	1	\$ 130,000	\$ 16,900	\$ 146,900	\$ 14,612	\$ 2,288	\$ 132,288
Fleet/Facility	5	Prisoner Transport Van	5	Substitute transport vehicle to be utilized when the existing prisoner transport vehicle is out of service or unavailable. This is also a versatile vehicle for moving people back and forth for training or other duties. The vehicle has capacity for approximately 12 prisoners.	Growth/New	5	1	\$ 111,946	\$ 14,553	\$ 126,499	\$ 12,583	\$ 1,970	\$ 113,916
TOTAL REQUEST								\$ -	\$ -	\$ -	\$ -	\$ -	\$ -
								\$ 422,503	\$ 54,925	\$ 477,428	\$ 47,489	\$ 7,436	\$ 529,939

FACILITY, FURNITURE and FIXTURES

Department/Unit Name	Item #	Item Name	Priority Rating (1-5) 1 = Desired 5 = Absolutely Required	Rationale/Description	Project Category	Useful Life in Years	Quantity # of units	Cost in CAD \$	HST 13%	Total Cost	HST Rebate 0.86461	HST Post Rebate	Total Request
FIS	1	Tripp Lite 48-Port USB Tablet Charging Station	5	The Tech Crime Unit is currently not equipped with sufficient storage for cellphones being seized and examined. To effectively access and recover data from cell phones and tablets, the latest forensic tools require devices to stay live up to the point of password/passcode unlocking and data extraction. It often takes months for passcodes to be "cracked" or for device analysis to occur. This cabinet keeps devices charged, cooled, physically organized, and securely locked throughout this pre-analysis waiting stage and thereafter. The charging feature is designed to prevent lockout mode, reduce the amount of time needed to break a passcode, and keep the device charged while high-powered processing occurs, enabling the maximum amount of data extraction and unlocking with tools like GrayKey and Cellebrite.	Growth/New	15	1	\$ 3,511	\$ 456	\$ 3,967	\$ 395	\$ 62	\$ 3,573
Fleet/Facility	2	Miscellaneous	5	Various furniture/fixture and facility items as needed all units.	Maintenance/Replacement and Growth/New			\$ -	\$ -	\$ -	\$ -	\$ -	\$ 50,000
ITSU	3	Communications Center - Additional Workstation	5	Increasing the compliment of workstations from 3 to 4 in the Communications Center. The renovation includes desk dividers complete with increased power and data to support the additional workstation.	Growth/New	10	1	\$ 10,000	\$ 1,300	\$ 11,300	\$ 1,124	\$ 176	\$ 10,176
TOTAL REQUEST								\$ 13,511	\$ 1,756	\$ 15,267	\$ 1,519	\$ 238	\$ 63,749

2026 CAPITAL BUDGET JUSTIFICATION

Department: (select) **Environmental Services** **Budget Amount:** \$ 2,160,000.00
Division: (select) **Water** **Budget Reference #:** 1.090
Category: (select) **Asset Maintenance or Replacement**

Project Information

Project Name
Annual Watermain Relining
Project Detail, Justification & Reference Map

This is a proactive trenchless watermain relining program intended to address pipe conditions that could lead to future water quality issues.

In addition to relining the watermains, valves and fire hydrants will be replaced.

The streets to be relined include: Bleecker Ave (Dundas St to Bridge St E), Chatham St (Bridge St E to 52 Chatham St), Hastings Dr (168 Hastings Dr to MacDonald Gdns), Lingham St (Pine to Victoria), South George St (St Paul St to 124 South George St) and Wilson Ave (all).

Additional streets may be considered depending on tender pricing and available budget.

Supporting Information

Asset Management Plan

AMP Risk Assessment: 10

Level of Service metric impact(s)	metric	impact
Percentage help to maintain at of	78%	
properties where fire flow is available		

Additional information / explanation:

Project Priority

Capital Project Prioritization Ranking: 83
(projects ranked based on City's Budget and Financial Control Policy - Appendix A)

Reasons/ Highlights for Capital Project Prioritization Ranking:
 Public Safety, Service Levels, Strategic Alignment, and Water Funded

Estimated Project Timeline:
Tender Date: 1-May-26
Start Date: 6-Jul-26
Completion Date: 30-Oct-26

Commitments Made

Annual program

Project Components & Funding

	Budget	Funding
Roads / Roadside		
Sanitary Sewer		
Storm Sewer		
Water	2,160,000.00	Water Reserve Fund
Bridges		
Buildings		
Vehicles / Equipment		
Other		
	\$ 2,160,000.00	

Operating Impacts

Description:

Financial:

2026 CAPITAL BUDGET JUSTIFICATION

Department: (select) Environmental Services **Budget Amount:** \$ 300,000.00
Division: (select) Water **Budget Reference #:** 1.091
Category: (select) Asset Maintenance or Replacement

Project Information

Project Name
High Lift Pump Rebuild

Project Detail, Justification & Reference Map

This item includes a high lift pump end rebuild/replacement, and existing 300 Hp motor overhaul/replacement for 1 of the 5 existing HL pumps at the Belleville WTP. The pump is starting to see reductions in flow output indicating that it is at the end of its useful life.

Supporting Information

Asset Management Plan

AMP Risk Assessment: 10

<i>Level of Service metric impact(s)</i>	<i>metric</i>	<i>impact</i>
Number of reports received due to system's performance falling below quantity or pressure thresholds		Help to maintain at 0

Additional information / explanation:

Project Priority

Capital Project Prioritization Ranking: 41
(projects ranked based on City's Budget and Financial Control Policy - Appendix A)

Reasons/ Highlights for Capital Project Prioritization Ranking:
 Legislation, strategic objective, improves reliability, improves efficiency, water funded

Estimated Project Timeline:

Tender Date: 01-Jul-26
Start Date: 01-Sep-26
Completion Date: 01-Jul-27

Commitments Made

Project Components & Funding

	<i>Budget</i>	<i>Funding</i>
Roads / Roadside		
Sanitary Sewer		
Storm Sewer		
Water	300,000.00	Water Reserve Fund
Bridges		
Buildings		
Vehicles / Equipment		
Other		
	<u>\$ 300,000.00</u>	

Operating Impacts
Description:

Financial:

2026 CAPITAL BUDGET JUSTIFICATION

Department: (select) **Environmental Services**
 Division: (select) **Water**
 Category: (select) **Asset Maintenance or Replacement**

Budget Amount: \$ 243,000.00
 Budget Reference #: 1.092

Project Information

Project Name
HLP Discharge Valve Replacement

Project Detail, Justification & Reference Map
 Replacement of discharge valves on 5 of the high lift pumps at the water treatment plant. The valves are at the end of their useful lives. They should be replaced before they become unreliable.

Supporting Information

Asset Management Plan
AMP Risk Assessment:

	metric	impact
Level of Service metric impact(s)	Number of reports received due to system's performance falling below quantity or pressure thresholds	Help to maintain at 0

Additional information / explanation:

Project Priority

Capital Project Prioritization Ranking:
 (projects ranked based on City's Budget and Financial Control Policy - Appendix A)

Estimated Project Timeline:

Tender Date: 02-Mar-26
Start Date: 29-Apr-26
Completion Date: 31-Dec-26

Reasons/ Highlights for Capital Project Prioritization Ranking:
 Legislation, strategic objective, improves reliability, water funded

Project Components & Funding

	Budget	Funding
Roads / Roadside		
Sanitary Sewer		
Storm Sewer		
Water	243,000.00	Water Reserve Fund
Bridges		
Buildings		
Vehicles / Equipment		
Other		
	\$ 243,000.00	

Commitments Made

Operating Impacts
Description:

Financial:

2026 CAPITAL BUDGET JUSTIFICATION

Department: (select) Environmental Services **Budget Amount:** \$ 2,780,000.00
Division: (select) Water **Budget Reference #:** 1.093
Category: (select) Asset Maintenance or Replacement

Project Information

Project Name

SCADA Upgrades

Project Detail, Justification & Reference Map

Implementation of Water and Wastewater SCADA Master Plan initiatives for year 2 of the plan. Initiatives include items such as: WAN Upgrades - Operation Centres; WTP LAN Upgrade; WTP PLC Upgrades; SCADA Servers and Workstation Upgrades; Adam St Booster Stn Upgrades; Pine St. Reservoir Upgrades; DMZ Design and Deployment; and PCP Existing WAN Radio Upgrade. In conjunction with this, the 2026 Operating budget will include an Issue for \$192,000 for operational items such as: Development of Cyber Policies; Cyber VA Assessment and Penetration Testing; Disaster Recovery Plan; and Security Risk Analysis Review.

Supporting Information

Asset Management Plan

AMP Risk Assessment:

<i>Level of Service metric impact(s)</i>	<i>metric</i>	<i>impact</i>
	Number of AWQI's in past year	help to maintain at 0

Additional information / explanation:

Project Priority

Capital Project Prioritization Ranking:
(projects ranked based on City's Budget and Financial Control Policy - Appendix A)

Estimated Project Timeline:

Tender Date:	<u>02-Feb-26</u>
Start Date:	<u>16-Mar-26</u>
Completion Date:	<u>15-Jul-27</u>

Reasons/ Highlights for Capital Project Prioritization Ranking:
 Legislation, strategic objective, water/wastewater funded

Project Components & Funding

	<i>Budget</i>	<i>Funding</i>
Roads / Roadside		
Sanitary Sewer	416,200.00	Sanitary Sewer Reserve Fund
Storm Sewer		
Water	2,363,800.00	Water Reserve Fund
Bridges		
Buildings		
Vehicles / Equipment		
Other		
	<u>\$ 2,780,000.00</u>	

Commitments Made

Operating Impacts

Description:

Financial:

2026 CAPITAL BUDGET JUSTIFICATION

Department: (select) **Environmental Services** **Budget Amount:** \$ 195,000.00
Division: (select) **Water** **Budget Reference #:** 1.094
Category: (select) **Asset Maintenance or Replacement**

Project Information

Project Name

WT-Mechanical Equipment Repairs

Project Detail, Justification & Reference Map

This item is for the replacement of mechanical equipment at the Belleville Water Treatment Plant. It includes:
 Rotork Valve Actuator replacement (4 units) cost including install \$62,000.00;
 Turbidimeter Replacements \$30,000.00 (3 analyzers);
 Chlorine analyzers \$30,000.00 (3 analyzers);
 Level Transmitter Replacement \$20,000.00 (4 transmitters); and
 Rotork Pakscan unit Controller \$53,000.

Supporting Information

Asset Management Plan

AMP Risk Assessment: 3

<i>Level of Service metric impact(s)</i>	<i>metric</i>	<i>impact</i>
	Number of	help to maintain at 0
	AWQI's in	past year

Additional information / explanation:

Project Priority

Capital Project Prioritization Ranking: 50

(projects ranked based on City's Budget and Financial Control Policy - Appendix A)

Reasons/ Highlights for Capital Project Prioritization Ranking:
 Legislation, strategic objective, water funded, community support

Estimated Project Timeline:

Tender Date: 1-Mar-26

Start Date: 1-Jan-26

Completion Date: 31-Dec-26

Project Components & Funding

	<i>Budget</i>	<i>Funding</i>
Roads / Roadside		
Sanitary Sewer		
Storm Sewer		
Water	195,000.00	Water Reserve Fund
Bridges		
Buildings		
Vehicles / Equipment		
Other		
	\$ 195,000.00	

Commitments Made

Operating Impacts

Description:

Financial:

2026 CAPITAL BUDGET JUSTIFICATION

Department: (select) **Environmental Services** **Budget Amount:** \$ 1,590,000.00
Division: (select) **Water** **Budget Reference #:** 1.095
Category: (select) **Asset Maintenance or Replacement**

Project Information

Project Name
North Park & WTP Reservoir Repairs - Additional Funding
Project Detail, Justification & Reference Map

This item includes repairs to the structure and addition of safety features at the North Park reservoir and Water Treatment Plant (WTP) reservoir.

An inspection of each underground reservoir was conducted in November 2023. The engineering consultant's recommendations are to complete a variety of repairs, cleaning, and implementing improved safety features within the next 2 years. Cracks, spalling concrete, and similar deficiencies had noticeably increased since the previous inspection. If left unaddressed, these deficiencies will continue to get worse until they reach a critical point. These repairs are meant to maintain the reservoirs in a good operating condition and extend the lifespan of the reservoirs for many more years.

Supporting Information

Asset Management Plan

AMP Risk Assessment: 12

	<i>metric</i>	<i>impact</i>
Level of Service metric impact(s)	Number of AWQIs	Maintain water quality, preventing AWQIs
	Number of reports received due to systems performance falling below the designated quantity of pressure thresholds.	Maintain LOS by maintaining supply, pressure

Additional information / explanation:

Project Priority

Capital Project Prioritization Ranking: 56

(projects ranked based on City's Budget and Financial Control Policy - Appendix A)

Reasons/ Highlights for Capital Project Prioritization Ranking:

Maintain health and safety, legislation, strategic objective, water funded

Estimated Project Timeline:

Tender Date: 1-Jan-26
Start Date: 15-Feb-26
Completion Date: 31-Mar-27

Project Components & Funding

	<i>Budget</i>	<i>Funding</i>
Roads / Roadside		
Sanitary Sewer		
Storm Sewer		
Water	1,590,000.00	Water Reserve Fund
Bridges		
Buildings		
Vehicles / Equipment		
Other		
	<u>\$ 1,590,000.00</u>	

Commitments Made

2021 Capital budget item#21-1.072 - \$1,817,800

Operating Impacts

Description:

Financial:

2026 CAPITAL BUDGET JUSTIFICATION

Department: (select) **Environmental Services** **Budget Amount:** \$ 700,000.00
Division: (select) **Water** **Budget Reference #:** 1.096
Category: (select) **Asset Maintenance or Replacement**

Project Information

Project Name
Pine Street Reservoir Design

Project Detail, Justification & Reference Map

This item is for condition assessment and design of the rehabilitation of the Pine Street reservoir & pumping station. The pumping station is aging and many pieces of equipment are at or near the end of their useful life, with operations staff noting difficulties in sourcing parts for replacement because of their age. The in-ground reservoir tank also likely requires repairs based on age and must be taken out of service for a minimum of 3-4 weeks, cleaned, inspected and re-commissioned. As such, it was not previously included in the Asset Management Building Condition Assessment project. Assessment and Design are being combined into a single item to minimize downtime for the reservoir tank by avoiding the need to take it out of service for the assessment and again for the design. This reservoir is older than the WTP Reservoir and the North Park Street Reservoir which are in need of an approximate combined \$1.59M dollars in repair (a separate 2026 capital budget item).

Supporting Information

Asset Management Plan

AMP Risk Assessment: 6

	<i>metric</i>	<i>impact</i>
Level of Service metric impact(s)	Number of AWQIs reports received due to systems performance falling below the designated quantity of pressure thresholds.	Maintain water quality, preventing AWQIs Maintain LOS by maintaining supply,

Additional information / explanation:

Project Priority

Capital Project Prioritization Ranking: 61
 (projects ranked based on City's Budget and Financial Control Policy - Appendix A)

Reasons/ Highlights for Capital Project Prioritization Ranking:
 Health and safety, legislation, strategic objective, water funded

Estimated Project Timeline:

Tender Date: 1-Aug-26
Start Date: 15-Sep-26
Completion Date: 31-Dec-27

Commitments Made

Project Components & Funding

	Budget	Funding
Roads / Roadside		
Sanitary Sewer		
Storm Sewer		
Water	700,000.00	Water Reserve Fund
Bridges		
Buildings		
Vehicles / Equipment		
Other		
	<u>\$ 700,000.00</u>	

Operating Impacts

Description:

Financial:

2026 CAPITAL BUDGET JUSTIFICATION

Department: (select) **Environmental Services** **Budget Amount:** \$ 340,000.00
Division: (select) **Water** **Budget Reference #:** 1.097
Category: (select) **Asset Maintenance or Replacement**

Project Information

Project Name
Water Tower Valve Replacements
Project Detail, Justification & Reference Map

This item is for the replacement of valves at the water tower. Operators have reported issues with the fill valve, altitude valve, check valve, isolation valves and related equipment. Some of these valves do not hold and have significant leakage while others are inoperable which limits the ability to safely and easily take the facility out of, and put it back into, service. The water tower provides water pressure to a majority of the City and represents 1/4 of the storage volume for the City's drinking water supply.

Supporting Information

Asset Management Plan

AMP Risk Assessment:	6	
	metric	impact
Level of Service metric impact(s)	Percentage of properties where fire flow is available (O.Reg. 588/17)	Maintains pressures and supply to provide fire flow at current 78%.
	Number of reports received due to the system's performance falling below the designated quantity of pressure thresholds.	Maintains pressures in the system to reduce potential for complaints.

Additional information / explanation:

Project Priority

Capital Project Prioritization Ranking: 56
(projects ranked based on City's Budget and Financial Control Policy - Appendix A)

Reasons/ Highlights for Capital Project Prioritization Ranking:
 Health and safety, legislative, maintain level of service, strategic objective, water funded

Estimated Project Timeline:
Tender Date: 1-Jan-26
Start Date: 1-Apr-26
Completion Date: 30-May-26

Commitments Made

Project Components & Funding

	Budget	Funding
Roads / Roadside		
Sanitary Sewer		
Storm Sewer		
Water	340,000.00	Water Reserve Fund
Bridges		
Buildings		
Vehicles / Equipment		
Other		
	\$ 340,000.00	

Operating Impacts

Description:

Financial:

2026 CAPITAL BUDGET JUSTIFICATION

Department: (select) Environmental Services **Budget Amount:** \$ 190,000.00
Division: (select) Water **Budget Reference #:** 1.098
Category: (select) Asset Maintenance or Replacement

Project Information

Project Name

Unit #10-13 Replacement

Project Detail, Justification & Reference Map

This is a replacement for Unit 10-13, a 2013 Ford 250 truck with an odometer reading of 72,444 km. Due to the age and condition of this unit, as a result of operating in all weather conditions, and its ability to respond to operational calls 24/7, this fleet unit is at end of life and is due for replacement. This fleet asset is critical to maintaining underground infrastructure.

Supporting Information

Asset Management Plan

AMP Risk Assessment:

Level of Service metric impact(s)	metric impact	
	Keep	Maintain
assets in a state of good repair		

Additional information / explanation:

Project Priority

Capital Project Prioritization Ranking:

(projects ranked based on City's Budget and Financial Control Policy - Appendix A)

Estimated Project Timeline:

Tender Date: Q1 - 2026
Start Date: Q1 - 2026
Completion Date: Q4 - 2026

Reasons/ Highlights for Capital Project Prioritization Ranking:

As a maintenance vehicle that aids in maintaining underground infrastructure, this unit is imperative to the daily operation of water

Project Components & Funding

	Budget	Funding
Roads / Roadside		
Sanitary Sewer		
Storm Sewer		
Water		
Bridges		
Buildings		
Vehicles / Equipmen	190,000.00	Water Reserve Fund
Other		
	<u>\$ 190,000.00</u>	

Commitments Made

Operating Impacts

Description:

Financial:

2026 CAPITAL BUDGET JUSTIFICATION

Department: (select) Environmental Services **Budget Amount:** \$ 180,000.00
Division: (select) Water **Budget Reference #:** 1.099
Category: (select) Asset Maintenance or Replacement

Project Information

Project Name
Water Meters
Project Detail, Justification & Reference Map

This item includes the replacement of existing meter infrastructure and the purchase of new meters for new installations. This is an annual capital item.

Supporting Information

Asset Management Plan

AMP Risk Assessment: 9

	<u>metric</u>	<u>impact</u>
Level of Service metric impact(s)	None	none

Additional information / explanation:
 AMP isn't granular enough to specify items of this size and nature. Unknown which meters will be replaced.

Project Priority

Capital Project Prioritization Ranking: 38
(projects ranked based on City's Budget and Financial Control Policy - Appendix A)

Estimated Project Timeline:

Tender Date: N/A
Start Date: 1-Jan-26
Completion Date: 31-Dec-26

Reasons/ Highlights for Capital Project Prioritization Ranking:
 Supports water and wastewater rates and procedures bylaw

Project Components & Funding

	<u>Budget</u>	<u>Funding</u>
Roads / Roadside		
Sanitary Sewer		
Storm Sewer		
Water	180,000.00	Water Reserve Fund
Bridges		
Buildings		
Vehicles / Equipment		
Other		
	\$ 180,000.00	

Commitments Made

Operating Impacts

Description:

Financial:

2026 CAPITAL BUDGET JUSTIFICATION

Department: (select) Environmental Services **Budget Amount:** \$ 25,000.00
Division: (select) Water **Budget Reference #:** 1.100
Category: (select) Asset Maintenance or Replacement

Project Information

Project Name

Water Tools and Equipment

Project Detail, Justification & Reference Map

This item is an annual capital item for the purchase of small and medium tools and equipment needed on a day-to-day basis.

Supporting Information

Asset Management Plan

AMP Risk Assessment: N/A

<i>Level of Service metric impact(s)</i>	<i>metric</i>	<i>impact</i>
	Keep	Maintain
	assets in a state of good repair	

Additional information / explanation:
 AMP wasn't granular enough to specify items of this size and nature. Unknown which tools and equipment will be purchased.

Project Priority

Capital Project Prioritization Ranking: 25
 (projects ranked based on City's Budget and Financial Control Policy - Appendix A)

Estimated Project Timeline:

Tender Date: N/A
Start Date: 1-Jan-26
Completion Date: 31-Dec-26

Reasons/ Highlights for Capital Project Prioritization Ranking:
 Safety, aligns with environment strategic theme, water funded

Project Components & Funding

	<i>Budget</i>	<i>Funding</i>
Roads / Roadside		
Sanitary Sewer		
Storm Sewer		
Water	25,000.00	Water Reserve Fund
Bridges		
Buildings		
Vehicles / Equipment		
Other		
	\$ 25,000.00	

Commitments Made

Operating Impacts

Description:

Financial:

2026 CAPITAL BUDGET JUSTIFICATION

Department: (select) **Environmental Services** **Budget Amount:** \$ 2,160,000.00
Division: (select) **Wastewater** **Budget Reference #:** 1.102
Category: (select) **Asset Maintenance or Replacement**

Project Information

Project Name

Annual Sanitary Sewer Relining

Project Detail, Justification & Reference Map

This is a proactive trenchless sanitary sewer main cured in place structural relining and spot repair program intended to rehabilitate pipes before they fail.

The 2026 program will target sections of sewers on the following Streets:
 North Front St, North Park St, , Gordon St, Craig St, Donald St, College St E, Grier St, Geddes St, St Charles St, Olive St, Stone St, Baldwin St, Evans St, and Ridley St E

Additional streets may be considered depending on tender pricing and available budget.

Estimated Project Timeline:

Tender Date: 1-Jun-26
Start Date: 6-Aug-26
Completion Date: 30-Nov-26

Project Components & Funding

	<i>Budget</i>	<i>Funding</i>
Roads / Roadside		
Sanitary Sewer	2,160,000.00	Wastewater Reserve Fund
Storm Sewer		
Water		
Bridges		
Buildings		
Vehicles / Equipment		
Other		
	\$ 2,160,000.00	

Supporting Information

Asset Management Plan

AMP Risk Assessment: 12

<i>Level of Service metric impact(s)</i>	<i>metric</i>	<i>impact</i>
	Percentage decrease of 0.1%	of system at risk of backflow

Additional information / explanation:

Project Priority

Capital Project Prioritization Ranking: 83
(projects ranked based on City's Budget and Financial Control Policy - Appendix A)

Reasons/ Highlights for Capital Project Prioritization Ranking:
 Public Safety, Service Levels, Strategic Alignment, and Wastewater Funded

Commitments Made

Operating Impacts

Description:

Financial:

2026 CAPITAL BUDGET JUSTIFICATION

Department: (select) **Engineering & Development Services**
 Division: (select) **Engineering**
 Category: (select) **Asset Maintenance or Replacement**

Budget Amount: \$ 800,000.00
 Budget Reference #: 1.103

Project Information

Project Name
Forest Hill Pumpstation Reconstruction - Additional funding / Potential Scope Change

Project Detail, Justification & Reference Map

Environmental Services have identified the need to replace this sewage pumping station which has reached the end of its service life. A Municipal Class Environmental Assessment (MCEA) and preliminary design is underway which is reviewing options for replacement, including defining a location for a new site if the station cannot be replaced in its current location, and complete design work for the replacement.

This issue sheet is for detail design. At this time the Environmental Assessment is underway and a potential solution being considered is to decommission this station and replace the existing gravity mains to a new connection point near Oak Ridge Boulevard. Although the EA and recommendations are not yet complete, detailed design would include associated roadwork on Forest Hill Drive if needed.

Estimated Project Timeline:

Tender Date: N/A
Start Date: Q1, 2026
Completion Date: Q1, 2028

Project Components & Funding

	Budget	Funding
Roads / Roadside	\$ 800,000.00	Wastewater Reserve Fund
Sanitary Sewer		
Storm Sewer		
Water		
Bridges		
Buildings		
Vehicles / Equipment		
Other		
	<u>\$ 800,000.00</u>	

Supporting Information

Asset Management Plan

AMP Risk Assessment:

Level of Service	metric	impact
	Wastewater	Decrease high/ very risk assets

Additional information / explanation:

Project Priority

Capital Project Prioritization Ranking:
 (projects ranked based on City's Budget and Financial Control Policy - Appendix A)

Reasons/ Highlights for Capital Project Prioritization Ranking:
 Existing sewage pumping station has reached the end of its service life.

Commitments Made

\$211,000.00 (23-1.101) for EA and Preliminary Design

Operating Impacts

Description:

Financial:

2026 CAPITAL BUDGET JUSTIFICATION

Department: (select) Environmental Services **Budget Amount:** \$ 840,000.00
Division: (select) Wastewater **Budget Reference #:** 1.104
Category: (select) Asset Maintenance or Replacement

Project Information

Project Name
Symington PS - Additional Funds

Project Detail, Justification & Reference Map

This item is for additional funding for reconstruction of the Symington SPS Replacement. This request is based on an updated cost estimate obtained from the engineering design consultant as design progresses. The additional costs are for:

1. Constructing a bypass for the station. This is needed to accommodate construction but will be left in place permanently to provide additional protection to the system.
2. Increased construction, material, labour, and equipment costs.
3. In order to meet electrical safety codes, the new generator and fuel system can not be housed in the existing control building and a new building is required.

Supporting Information

Asset Management Plan

AMP Risk Assessment: 6

Level of Service metric impact(s)	metric	impact
Number of connection-days per year due to wastewater backups compared to total number of properties connected to the municipal system	6	Prevent wastewater backups, will maintain LOS close to 0

Additional information / explanation:

Project Priority

Capital Project Prioritization Ranking: 57
 (projects ranked based on City's Budget and Financial Control Policy - Appendix A)

Reasons/ Highlights for Capital Project Prioritization Ranking:
 Health and safety, legislation, strategic objective, wastewater funded

Estimated Project Timeline:

Tender Date: 1-Feb-26
Start Date: 1-Apr-26
Completion Date: 31-Dec-26

Project Components & Funding

	Budget	Funding
Roads / Roadside		
Sanitary Sewer		
Storm Sewer		
Water		
Bridges		
Buildings	840,000.00	Wastewater Reserve Fund
Vehicles / Equipment		
Other		
	<u>\$ 840,000.00</u>	

Commitments Made

Capital Budget #1.105 - Symington SPS Replacement \$950,000
Capital Budget #1.085 Symington SPS Replacement \$1,030,000

Operating Impacts

Description:

Prevent failure of the station and improve reliability of backup power systems. Reduce after-hours callouts to complete repairs, and improve operational efficiency.

Financial:

2026 CAPITAL BUDGET JUSTIFICATION

Department: (select) **Environmental Services** **Budget Amount:** \$ 130,000.00
Division: (select) **Wastewater** **Budget Reference #:** 1.105
Category: (select) **Asset Maintenance or Replacement**

Project Information

Project Name
Cannifton Sewage SBS - Design

Project Detail, Justification & Reference Map

The Cannifton Small Bore System is aging and requires upgrades. Operators have noted difficulties in sourcing replacement parts for the package grinder pump units which are proprietary, and which have become obsolete as new models have been developed over time. Other issues have been raised regarding the operability and condition of various components such as valves, wet wells, electrical, controls, alarms, etc.

This design assignment will include a condition assessment of the system, identification of requirements for repair or replacement, and design for future construction. The anticipated deliverable is a ready-for-tender design package, with construction to be implemented in a future year.

Supporting Information

Asset Management Plan

AMP Risk Assessment:	4	
	<i>metric</i>	<i>impact</i>
Level of Service metric impact(s)	Number of connection-days per year due to wastewater backups compared to total number of properties connected to the municipal system	Prevent wastewater backups, maintain LOS close to 0
	Percentage of wastewater system with high risk exposure rating	Reduce probability of failure for key components identified as high risk in the AMP. Help maintain and reduce % of system at high risk to below 35%.

Additional information / explanation:

Project Priority

Capital Project Prioritization Ranking: 58
 (projects ranked based on City's Budget and Financial Control Policy - Appendix A)

Reasons/ Highlights for Capital Project Prioritization Ranking:
 Health and safety, legislation, strategic objective, wastewater fund financed

Commitments Made

Estimated Project Timeline:

Tender Date: 15-Feb-26
Start Date: 30-Mar-26
Completion Date: 31-Dec-26

Project Components & Funding

	<i>Budget</i>	<i>Funding</i>
Roads / Roadside		
Sanitary Sewer		
Storm Sewer		
Water		
Bridges		
Buildings	130,000.00	Wastewater Reserve Fund
Vehicles / Equipment		
Other		
	\$ 130,000.00	

Operating Impacts

Description:

Financial:

2026 CAPITAL BUDGET JUSTIFICATION

Department: (select) Environmental Services **Budget Amount:** \$ 90,000.00
Division: (select) Wastewater **Budget Reference #:** 1.106
Category: (select) Asset Maintenance or Replacement

Project Information

Project Name
Unit #192-15 Replacement
Project Detail, Justification & Reference Map

This is a replacement for Unit 192-15, a 2015 Ford Transit van with an odometer reading of 193,737 km. Due to the age and condition of this unit, as a result of operating in all weather conditions, this fleet unit is at end of life and is due for replacement. This fleet asset is very important to maintaining underground infrastructure.

Supporting Information

Asset Management Plan
AMP Risk Assessment: 8

<i>Level of Service metric impact(s)</i>	<i>metric</i>	<i>impact</i>
Keep assets in a state of good repair	Keep	Maintain

Additional information / explanation:

Project Priority

Capital Project Prioritization Ranking: 15
(projects ranked based on City's Budget and Financial Control Policy - Appendix A)

Estimated Project Timeline:

Tender Date: Q1 - 2026
Start Date: Q1 - 2026
Completion Date: Q4 - 2026

Reasons/ Highlights for Capital Project Prioritization Ranking:
 As a maintenance vehicle that aids in maintaining underground infrastructure, this unit is imperative to the daily operation of wastewater operations.

Commitments Made

Project Components & Funding

	<i>Budget</i>	<i>Funding</i>
Roads / Roadside		
Sanitary Sewer		
Storm Sewer		
Water		
Bridges		
Buildings		
Vehicles / Equipmen	90,000.00	Wastewater Reserve Fund
Other		
	\$ 90,000.00	

Operating Impacts

Description:

Financial:

2026 CAPITAL BUDGET JUSTIFICATION

Department: (select) **Environmental Services**
 Division: (select) **Wastewater**
 Category: (select) **Asset Maintenance or Replacement**

Budget Amount: \$ 25,000.00
 Budget Reference #: 1.107

Project Information

Project Name
Wastewater Tools and Equipment
Project Detail, Justification & Reference Map

This item is an annual capital item for the purchase of small and medium tools and equipment needed on a day-to-day basis.

Supporting Information

Asset Management Plan

AMP Risk Assessment: N/A

<i>Level of Service metric impact(s)</i>	<i>metric</i>	<i>impact</i>
	Percentage of service requests completed within timeline	help to maintain at 80%
	Keep assets in a state of good repair	Maintain

Additional information / explanation:
 AMP isn't granular enough to specify items of this size and nature. Unknown which tools and equipment will be purchased.

Project Priority

Capital Project Prioritization Ranking: 25
 (projects ranked based on City's Budget and Financial Control Policy - Appendix A)

Reasons/ Highlights for Capital Project Prioritization Ranking:
 Safety, aligns with environment strategic theme, wastewater funded

Estimated Project Timeline:
 Tender Date: N/A
 Start Date: 1-Jan-26
 Completion Date: 31-Dec-26

Commitments Made

Project Components & Funding

	<i>Budget</i>	<i>Funding</i>
Roads / Roadside		
Sanitary Sewer	25,000.00	Wastewater Reserve Fund
Storm Sewer		
Water		
Bridges		
Buildings		
Vehicles / Equipment		
Other		
	<u>\$ 25,000.00</u>	

Operating Impacts
Description:

Financial: